

American Crystallographic Association  
New Orleans 2011



**ANNUAL  
MEETING**

**May 28 - June 2, 2011  
New Orleans, LA**

***Program***

[www.AmerCrystalAssn.org](http://www.AmerCrystalAssn.org)

# American Crystallographic Association 2011 Annual Meeting May 28 - June 2 New Orleans, LA

Program Chair: Chris Cahill

Local Committee: Cheryl Stevens, Ed Stevens, Frank Fronczek

Poster Chair: Ilia Guzei

## Meeting Sponsors



### DIAMOND LEVEL

International Union of Crystallography

### RUBY LEVEL

Agilent Technologies

Bruker AXS Inc.

DECTRIS Ltd.

Center for Cancer Research, National Cancer Institute

International Centre for Diffraction Data

Oak Ridge National Laboratory

Rayonix

Rigaku Americas Corporation



### EMERALD LEVEL

Amgen, Inc.

Area Detector Systems Corp.

Crystallographic Resources, Inc.

Hoffmann-La Roche Inc.



### SAPPHIRE LEVEL

Art Robbins Instruments

Blake Industries

Pfizer Global R&D

Yale University



### QUARTZ LEVEL

P212121, LLC

Ellen Mathena, Virginia Tech

Gulf Coast Protein Crystallography Consortium



### Sponsorship Levels

Quartz: \$1 - \$499

Emerald: \$1000 - \$2499

Sapphire: \$500 - \$999

Ruby: \$2500 - \$4999

Diamond: \$5000 - above

## Exhibitors

Company	Booth
Agilent	107
Anton Paar	510
Area Detector Systems	509,511
Art Robbins Instruments	400, 402
Blake Industries, Inc.	308
Bruker AXS	201
CCP4	514
CCDC	512
Cornell University, MacCHESS	212
Cryo Industries of America Inc.	505
Dectris Ltd.	200, 202
Douglas Instruments Ltd.	409
Emerald BioSystems	414
Formulatrix	312, 314
Incoatec GmbH	209
IUCr	213
Labcyte	513
Lawrence Berkeley Lab/Advanced Light Source	215
Medit	211
Micro Photonics Inc	413
Microlytic	313
Mitegen, LLC	411
Molecular Dimensions Inc	501, 503
NatX-ray LLC	315
Oak Ridge & Los Alamos National Laboratories	214
Oxford Cryosystems Inc.	412
Rayonix	307
RCSB Protein Data Bank & SBKB	507
Rigaku Americas	401
SER-CAT	515
STOE & Cie GmbH	415
TA Instruments	508
TTP LabTech Ltd.	301, 303
XENOC SA	310

## Corporate Members

Agilent Technologies  
Anachem Instruments Ltd.  
Area Detector Systems Corp.  
Art Robbins Instruments  
ATPS, Inc.  
Axxora LLC  
Blake Industries, Inc.  
Bruker AXS, Inc.  
Cambridge Cryst Data Centre  
Charles Supper Company Inc.  
Cryo Industries of America Inc.

Dectris Ltd.  
Douglas Instruments Limited  
Emerald Biosystems  
FMP Products Inc.  
Hampton Research  
Hecus X-Ray System GmbH  
Incoatec GmbH  
Int'l Center For Diffraction Data  
Jena Bioscience GmbH  
Korima, Inc.

Mitegen LLC  
Molecular Dimensions, Inc.  
Nexus Biosystems  
Oxford Cryosystems, Inc.  
Rayonix LLC  
RCSB Protein Data Bank  
Rigaku Americas Corp.  
TTP LabTech Ltd.  
West Bond, Inc.  
Wyatt Technology  
Xenocs SA

# American Crystallographic Association, Inc.

P.O. Box 96 Ellicott Station  
Tel (716) 898-8690

Buffalo, NY 14205-0096

Fax (716) 898-8695

www.AmerCrystalAssn.org



## Council 2011

President .....	Thomas Koetzle
Vice President .....	George Phillips
Past President .....	Judy Kelly
Treasurer.....	Bernie Santarsiero
Secretary .....	Carrie Wilmot
Canadian Representative.....	David Rose
IUCr Representative.....	Marvin Hackert
Chief Financial Officer.....	S.N. Rao
Chief Executive Officer.....	William L. Duax
Ex-Officio.....	Jamaine Davis

## Standing Committee Chairs 2011

Communications .....	Allen Oliver
Continuing Education .....	Peter Mueller
Data, Standards & Computing .....	David Harrison

## Special Interest Group Chairs 2011

Biological Macromolecules.....	John Rose
Fiber Diffraction.....	Paul Langan
General Interest .....	Marilyn Olmstead
Industrial .....	Paul N Swebston
Materials Science .....	James A Kaduk
Neutron Scattering .....	Christina Hoffmann
Powder Diffraction .....	Peter Stephens
Service Crystallography.....	Amy Sarjeant
Small Angle Scattering.....	Byeongdu Lee
Small Molecules.....	Gary Nichol
Synchrotron Radiation .....	Henry D Bellamy
Young Scientist .....	Jamaine Davis

[www.AmerCrystalAssn.org](http://www.AmerCrystalAssn.org)

## About the ACA

The American Crystallographic Association (ACA) was founded in 1949 through a merger of the American Society for X-Ray and Electron Diffraction (ASXRED) and the Crystallographic Society of America (CSA). The objective of the ACA is to promote interactions among scientists who study the structure of matter at atomic (or near atomic) resolution. These interactions will advance experimental and computational aspects of crystallography and diffraction. They will also promote the study of the arrangements of atoms and molecules in matter and the nature of the forces that both control and result from them.

Membership in the ACA is open to any person who is actively interested in the purposes of the Association and whose application is approved by the ACA Council or its designee. All members are entitled to voting privileges. Student members are very welcome and their contributions to the life and vigor of the association has always been important. The benefits of membership are the same in all categories. These include: voting privileges, RefleXions, the ACA newsletter that is published 4 times per year, complimentary subscription to the Newsletter of the International Union of Crystallography, and Physics Today, a monthly publication of AIP, and reduced rates for the International Tables for X-Ray Crystallography, Structure Reports, Journal of Applied Crystallography, and Acta Crystallographica when purchased for the member's personal use only. The ACA is a member society of the American Institute of Physics (AIP) and an Affiliate Member of the International Union of Crystallography.

The total membership of the ACA is about 2,200. National meetings are held annually. There are 12 Special Interest Groups (SIG's) concerned with Biological Macromolecules, Fiber Diffraction, General Interest, Industrial, Materials Science, Neutron Scattering, Powder Diffraction, Service Crystallography, Small Angle Scattering, Small Molecules, Synchrotron Radiation and Young Scientists. Members may join as many of these groups that are of interest them. Each Special Interest Group is responsible for organizing sessions at Annual Meetings at least every other year.

The headquarters of the association is located at Hauptman Woodward Medical Research Institute, 700 Ellicott St., Buffalo, NY 14203.

# SATURDAY, MAY 28

---

## WK.01 Symmetry-mode Analysis

Chair: Branton Campbell

Maurepas

### 08:00-08:30am Introduction to symmetry-mode analysis (M. Perez-Mato)

- Distortions and their order parameters (strain, displacive, occupational, magnetic).
- Symmetry modes are a relative description that depends on the parent structure.
- Irreps of the parent symmetry and their basis functions.
- Irrep basis functions provide a symmetry-motivated basis for distortions.
- Define distortion symmetry and isotropy subgroup (single-irrep distortion).
- Irrep coupling to get more complicated distortions.

### 08:30-10:00am Exploring structural distortions with ISODISTORT (B. Campbell and H. Stokes)

- Distortion output:  
Distortion symmetry – specifies space-group type, origin and basis  
Visualization tools, CIF, mode details, primary OPs, domains, other
- Filtered search tools for generating distortion models:  
Database search – commensurate single-irrep distortions  
Search by supercell and space-group type  
Search by k-point/irrep/OPD
- Domains
- Primary vs secondary order parameters
- Coupled order-parameters
- Incommensurate example and super-space-symmetry

10:00-10:30am Coffee break

### 10:30-12:00pm Symmetry mode analysis with AMPLIMODES & FULLPROF (M. Perez-Mato)

- Define mode amplitudes
- Mode-decomposition examples
- Order-parameter evolution near a phase transition and critical exponents
- Symmetry-mode refinement(s) using Fullprof

12:00-01:00pm Lunch break

### 01:00-02:30pm Symmetry-mode analysis with ISODISTORT & TOPAS (B. Campbell and H. Stokes)

- Work through mode decomposition examples
- Work through symmetry-mode refinement(s) using TOPAS
- How to “solve” a distorted structure on the symmetry-mode basis

### 02:30-03:00pm Magnetic symmetry (H. Stokes)

- Review magnetic symmetry and nomenclature
- Walk users through the online magnetic-symmetry database
- The relationship between the OG and BNS settings
- How to describe a magnetic structure
- The relationship between the OG and BNS settings

03:00-03:30pm Coffee break

### 03:30-04:30pm Magnetic distortions (M. Perez Mato)

- Introduce magnetic distortions
- Examples using ISODISTORT
- An incommensurate magnetic distortion

### 04:30-05:00pm Magnetic symmetry-mode refinement (B. Campbell)

- A magnetic refinement using TOPAS
- Many magnetic structures are “solved” now in P1. Emphasize utility of mag symmetry

## **WK.02 Introduction to PHENIX for Beginning to Advanced Crystallographers**

Chair: Paul Adams  
Borgne

**08:30am** PHENIX Overview (Paul Adams)

**08:50am** Automation of Structure Determination in PHENIX (Tom Terwilliger)

**09:35am** Break and set-up of PHENIX on individual computers

**10:00am** Molecular Replacement (Paul Adams)

**10:45am** Refinement with X-rays and neutrons in PHENIX (Pavel Afonine)

**11:30am** Structure Validation (Chris Williams)

**12:15pm** Lunch break

**01:00 - 02:00pm** Group Tutorial -- Data analysis and Structure solution

**02:00 - 03:00pm** Group Tutorial -- Model-building and Ligand Fitting

**03:00 - 03:30pm** Coffee break

**03:30 - 04:3pm** Group Tutorial -- PHENIX Refinement and Validation

### **New Student Orientation**

**06:30pm D1**

**Chair: Eric Armstrong**

The focus of this informal session is to orient 'young scientists' and first time attendees to the structure of the ACA Meeting and how to make the most of their experience.



### **Opening Reception Exhibit Show and Presidential Welcome**

**07:30pm Napoleon Ballroom**

# SUNDAY, MAY 29

Registration Desk.....	07:30am .....	Napoleon Foyer
Speaker Ready Room.....	07:30am .....	Oakley, 4th floor
Council Meeting Room.....	07:30am .....	Nottoway, 4th floor
Exhibit Show.....	10:00am .....	Napoleon Ballroom

## SP.01 2011 Margaret C. Etter Early Career Award

Chair: Jamaine Davis

D2-D3

Award presentation to Yuriy Mozharivskiy by President Thomas Koetzle .

08:00am-08:50am

SP.01.1

Chemistry of Re<sub>5</sub>X<sub>4</sub> Magnetocaloric Phases: Interplay Between Electron Concentration and Crystal Structure. Yuriy Mozharivskiy.

## SP.01 Etter Early Career Award Symposium

Chair: Jamaine Davis

D2-D3

09:00-09:20am

SP.01.2

Spy: a New Class of Molecular Chaperones. Karen Ruane, Shu Quan, James C.A. Bardwell, Rong Shi, Miroslaw Cygler.

09:20-09:40am

SP.01.3

Insights Into Structure-Function Relationships in GTPase-Effector Interactions in GTPase-Effector Interaction. Badri Nath Dubey, Lothar Gremer Gremer, Radovan Dvorsky, Mohammad Reza Ahmadian.

09:40-10:00am

SP.01.4

Detergent, Bicelle, and LCP Crystallization of the Outer Membrane Protein Intimin from Enterohemorrhagic *E. coli* (EHEC). James Fairman, Travis Barnard, Nicholas Noinaj, Susan Buchanan.

10:00-10:30am Coffee break

10:30-10:50am

SP.01.5

Structural Insights Into the Role of Protein Surface Flexibility in the Regulation of Polo-Like Kinase 1. Pawel Sledz, Steffen Lang, Christopher Stubbs, Grahame McKenzie, Ashok Venkitaraman, Marko Hyvonen, Chris Abell

10:50-11:05am

SP.01.6

Structural Mechanism for Activation of the Orphan Nuclear Receptor Lrh-1 by Small Molecule and Lipid Agonists. Paul Musille, Eric Ortlund.

11:05-11:20am

SP.01.7

Structure of the Human RON Receptor Tyrosine Kinase in Complex With the MSP  $\beta$ -Chain. Kinlin Chao, I-Wei Tsai, Natalia Gorlatova, Chen Chen, Osnat Herzberg.

11:20-11:40am

SP.01.8

Crystal Structure of a Clade C HIV-1 gp120 Bound to Cd4 and Cd4-Induced Antibody. Ron Diskin, Paola Marcovecchio, Pamela Bjorkman.

11:40-12:00pm

SP.01.9

Crystal Structure of Human Dual-Specificity Phosphatase 27, An Atypical DUSP. George Lountos, Joseph Tropea, David Waugh.

Canadian Div. Meeting .....	12:00pm .....	DI
General Interest Group Meeting.....	12:00pm .....	Maurepas
Poster Session P-S .....	05:30pm .....	Napoleon Ballroom
Rayonix Young Scientist Mixer (ticket required) .....	08:00pm .....	Waterbury Ballroom, 2nd floor

## 01.01 Use of Databases in Structural Biology

Chair: Wladek Minor  
Borgne

### 09:00-09:30am 01.01.1

Putting the "Data" in "Data Mining": Curating the PDB Archive. Helen Berman, Gerard Kleywegt, Haruki Nakamura, John Markley.

### 09:30-10:00am 01.01.2

Biomolecular Interactions: a New Look at NCBI's Structural Biology Information Resources. Stephen Bryant.

### 10:00-10:30am Coffee break

### 10:30-11:00am 01.01.3

Virus Particle Explorer: An X-Ray and Electron Microscopy Database for Icosahedral Virus Structures. John Johnson.

### 11:00-11:30am 01.01.4

Protein Structural Similarity: Tools, Databases, and Problems. Adam Godzik.

### 11:30-11:50am 01.01.5

Databases Promote Efficiency at NSLS/PXRR MX Beamlines. Howard Robinson, Rick Bruno, Matt Cowan, John Skinner, Bob Sweet, Annie Heroux.

### 11:50-12:00pm 01.01.6

Using Small Molecule Crystal Structure Data for Ligands in Protein-Complex Structure Determination. Thomas Womack, Gerard Brucogno, Claus Flensburg, Peter Keller, Wladek Paciorek, Andrew Sharff, Clemens Vornrhein, Oliver Smart.

### 12:10-12:30pm 01.01.7

Enhancements to the LabDB Crystallographic Laboratory Information Management System. Matthew Zimmerman, Kamila Wojciechowska, Wojtek Wajerowicz, Zbigniew Fratczak, Wladek Minor.

## 02.01 General Interest I

Chair: Peter Mueller  
Maurepas

### 09:00-09:15am 02.01.1

Crystal Growth of Monosodium Urate Monohydrate. Jennifer Swift, Clare Perrin.

### 09:15-09:30am 02.01.2

Resolution of Racemic Pharmaceuticals Via Crystallization on Chiral Templates. John MacDonald, Pranoti Navare.

### 09:30-09:45am 02.01.3

Massively Parallel Geometric Computations of Small Molecule Crystal Structures. Jason I. Mercer, Louise N. Dawe.

### 09:45-10:00am 02.01.4

New Models in Mathematical Crystallography. Olga Smirnova.

### 10:00-10:30am Coffee Break

### 10:30-11:00am 02.01.5

Lee-Richards Surfaces, Gaussians and Nearest Neighbors. Herbert J. Bernstein, Lawrence C. Andrews.

### 11:00-11:30am 02.01.6

Crystal Structure Thermal Ellipsoid Dynamics: a Research Prospectus. Carroll Johnson, Michael Burnett, Bryan Chakoumakos.

### 11:30-12:00pm 02.01.7

Partial Observations, Partial Models and Partial Residuals in Least Squares Refinement. A. David Rae.

# SUNDAY, MAY 29

---

## 08.01 *In situ* Diffraction Studies

Chairs: Christine Beavers, Craig Bridges  
D1

### 09:00-09:25 08.01.2

Reactivities of Metastable Oxides by *in-situ* Diffraction. Mario Bieringer, Shahid Shafi, Bradley Hernden, Miguel Alario-Franco.

### 09:25-09:45am 08.01.3

Structural and Magnetic Properties of Cobalt Oxide Under Pressure. Antonio dos Santos, Jamie Molaison, Christopher Tulk, Yansun Yao, Dennis Klug.

### 09:45-10:00am 08.01.4

Expanding the Power of High Resolution Powder Diffraction; *in-situ* Studies at 11-Bm. Matthew Suchomel, Lynn RibaudArgonne National Laboratory, Haiyan Zhao, Mathieu Allix.

10:00-10:30am Coffee Break

### 10:30-10:55am 08.01.5

Light and Pressure Induced Solid-State Transformations in Dithienylethenes and Their Metal Complexes. Paul Raithby, Simon Brayshaw, Christopher Woodall, Stefanie Schiffers, Anna Stevenson, Mark Warren, David Allan, John Warren, Julia Weinstein.

### 10:55-11:10am 08.01.6

Thermally-Induced Solid-State Reactions and Phase Transitions: Puzzles and Solutions. Bruce Foxman, C.-H. Chen, Aaron R. Gell, Shai R. Posner.

### 11:10-11:35am 08.01.7

Temperature Dependent Structural Heterogeneity in Liquids. John Parise, Christopher Benmore, Richard Weber, Lawrie Skinner, Jincheng Du, Lena Lazareva, Martin Wilding.

### 11:35-11:50am 08.01.8

Controlling Thermal Expansion in a Series of Metal-Organic Framework Materials. Yue Wu, Cameron Kepert.

### 11:50-12:00pm 08.01.9

*In situ* X-Ray Diffraction Studies of Functional Molecular Materials. Gregory Halder, Karena Chapman, Peter Chupas, John Schlueter, Jamie Manson.

## 04.01 Surfaces and Interfaces

Chair: Zhang Jiang & Masafumi Fukuto  
Maurepas

### 01:30-02:00pm 04.01.1

Soft X-Ray Scattering of Soft Material Thin Films. Cheng Wang, Anthony Young, Howard Padmore, Alexander Hexemer.

### 02:00-02:20pm 04.01.2

Screening Effect of Highly Compressible Supercritical Carbon Dioxide on Attractive Polymer/Substrate Interactions. Tad Koga, Peter Gin, Naisheng Jiang, Maya Endoh, Bulent Akgun, Sushil Satija.

### 02:20-02:40pm 04.01.3

Grazing Incidence Small-Angle X-Ray Scattering and X-Ray Spectroscopy *in-situ* Characterization of Nanocatalysts. Randall Wiggins, Sungsik Lee, Byeongdu Lee, Soenke Seifert, Stefan Vajda.

### 02:40-03:00pm 04.01.4

Strain-Field Measurement of Iron Silicides Thin Films Using X-Ray Bragg-Surface Diffraction. Chia-Hung Chu, Yi-Wei Tsai, Mau-Tsu Tang, Shih-Lin Chang.

03:00-03:30pm Coffee Break

### 03:30-04:00pm 04.01.5

Surfaces Sensitive and Ion-Specific X-Ray Spectroscopy and Diffraction at Liquid Interfaces. David Vaknin.

### 04:00-04:30pm 04.01.6

Structure and Interactions in Two-Dimensional Assemblies of Tobacco Mosaic Viruses on a Substrate-Supported Lipid Monolayer. Lin Yang, Suntao Wang, Masafumi Fukuto, Zhongwei Niu, Qian Wang.



**04:30-05:00pm** **04.01.7**  
The Effect of Aqueous Chemistry on Nucleation and Growth of Iron Oxide Nanoparticles at Environmentally Relevant Interfaces. Young-Shin Jun, Glenn Waychunas, Byeongdu Lee, Jessica Ray, Yandi Hu.

## **08.02 Structural Enzymology I: Spectroscopy and Complementary Methods**

Chair: Allen Orville  
Borgne

**01:30-02:00pm** **08.02.1**  
Quaternary Ammonium Oxidative Demethylation: X-Ray Crystallographic and On-Beam Raman and UV-Visible Spectroscopic Characterization of a Rieske-Type Demethylase. Karen Allen, Kelly Daughtry, Youli Xiao, Deborah Stoner-Ma, Allen Orville, Pinghua Liu.

**02:00-02:30pm** **08.02.2**  
This Side Or the Other? Selective Cleavage at the S-Adenosylmethionine Sulfur Atom by a Radical [4Fe-4S]-Containing Enzyme. Andrew Torelli, Yang Zhang, Xuling Zhu, Hening Lin, Steven E. Ealick.

**02:30-03:00pm** **08.02.3**  
Single Crystal XAS Studies on Metalloprotein Intermediates. Ritimukta Sarangi, Britt Hedman.

**03:00-03:30pm** Coffee Break

**03:30-04:00pm** **08.02.4**  
Insights Into the Mechanism of Heme Degradation by the Isdg-Like Family of Enzymes. Michael Murphy, Georgia Ukpabi, Sarah Thackray.

**04:00-04:30pm** **08.02.5**  
Crystal Structures of the CO and NO Adducts of MauG in Complex With Pre-Methylamine Dehydrogenase: Implications for the Mechanism of Oxygen Activation. Erik Yukl, Brandon Goblirsch, Victor Davidson, Carrie Wilmot.

**04:30-05:00pm** **08.02.6**  
Defining the Role of the Axial Ligand of the Type 1 Copper Site in Amicyanin, An Electron Transfer Protein from *Paracoccus denitrificans*. Narayanasami Sukumar, Moonsung Choi, Victor Davidson.

## **08.03 Crystallography and the Search for New Materials**

Chair: Svilen Bobev  
D1

sponsored, in part, by Agilent Technologies, Bruker AXS, Inc., and Rigaku Americas Corp.

**01:30-01:55pm** **08.03.1**  
Insights Into Solid-State Oxide and Intermetallic Structure-Property Relations From Diffraction Experiments. Robin Macaluso, Han-yul Hong, Theeranon Siritanon, Geneva Plankis, Arthur Sleight, Mas Subramanian.

**01:55-02:15pm** **08.03.4**  
Ferecystals. Matt Beekman, Mary Smeller, Paul Zschack, Michael Anderson, Ian Anderson, Ryan Atkins, Krista Hill, Dan Moore, Ngoc Nguyen, David Johnson.

**02:15-02:35pm** **08.03.6**  
Single Crystal Growth and Structure Determination of Complex Metal Hydroxides. Daniel Bugaris, William Chance, Hans-Conrad zur Loye.

**02:35-03:00pm** **08.03.8**  
Chemical Frustration: Lessons on Materials Design From Complex Intermetallics. Daniel Fredrickson, Veronica Berns, Rie Fredrickson, Amelia Hadler, Nicholas Harris, Michael Sapiro, Patrick Sims, Timothy Stacey.

**03:00-03:30pm** Coffee Break

**03:30-03:55pm** **08.03.9**  
Mixed Crystal Formation and Structural Studies in the Mullite-Type System Bi<sub>2</sub>Fe<sub>4</sub>O<sub>9</sub>-Bi<sub>2</sub>Mn<sub>4</sub>O<sub>10</sub>. Michael Lufaso, Zachary Kann, Jeffrey Auletta, Eric Hearn, Sven-U. Weber, Klaus Weber, Hartmut Schneider.

# SUNDAY, MAY 29

---

**03:55-04:15pm** **08.03.11**  
The Challenge of Aluminum Monophenyl Diphosphonate. Tiffany Kinnibrugh, Nancy Garcia, Bram Carlson, Abraham Clearfield.

**04:15-04:35pm** **08.03.12**  
Synthesis & Structure of Gd(Mn, Al)<sub>12</sub> and GdMn<sub>2</sub>Al<sub>10</sub>. Bradford Fulfer, Julia Chan.

**04:35-05:00pm** **08.03.13**  
Conventional and Unconventional Crystallographic Investigations Into Materials for Photocatalysis and Other Energy Applications. Peter Khalifah.

## **08.04 Scholarly and Pragmatic Aspects of Crystallographic Publication Practices**

Chairs: Larry Falvello & Ilia Guzei  
D2-D3

*sponsored, in part, by Agilent Technologies, Bruker AXS, Inc., and International Union of Crystallography*

**01:30-01:55pm** **08.04.1**  
Crystallographic Publication in IUCr Journals: Simplifying the Publishing Process. Michael Hoyland.

**01:55-02:15pm** **08.04.2**  
Crystallographic Publication Toolbox in an Undergraduate Environment. Jerry Jasinski.

**02:15-02:40pm** **08.04.3**  
CheckCIF and CIF in a Multi-User Crystallography Facility. Richard Cooper.

**02:40-03:00pm** **08.04.4**  
Structure Validation and Manuscript Preparation with Apex2. Bruce C. Noll, Charles F. Campana, Kaercher Joerg.

**03:00-03:30pm** Coffee Break

**03:30-03:50pm** **08.04.5**  
From Independence to Service and Science to Technology: An Evolutionary Tale. Judith Flippen-Anderson.

**03:50-04:15pm** **08.04.6**  
Crystallographic Publication in the American Chemical Society Journal Crystal Growth & Design: An Editor's Perspective (So Pay Attention!). Robin Rogers.

**04:15-04:40pm** **08.04.7**  
What's Acceptable and What's Not: An Attempt to Find Standards for Chemically Important Structures. Arnold Rheingold, Curtis Moore.

**04:40-05:00pm**  
Open Discussion Session. Ilia Guzei, Larry Falvello.

Registration Desk.....	07:30am.....	Napoleon Foyer
Speaker Ready Room.....	07:30am.....	Oakley, 4th floor
Council Meeting Room.....	07:30am.....	Nottoway, 4th floor
Exhibit Show.....	10:00am.....	Napoleon Ballroom
Agilent Technologies X-ray Cr Workshop.....	12:00pm.....	Grand Chenier, 5th Floor
<small>(invitations available at the Agilent Technologies booth #107)</small>		
Bruker AXS Luncheon.....	12:00pm.....	off site (by invitation only)
Synchrotron Radiation SIG Meeting.....	12:00pm.....	D2-D3
BioMac SIG Meeting.....	05:00pm.....	Borgne
Poster Session P-M.....	05:30pm.....	Napoleon Ballroom
Fiber Diffraction SIG Gathering.....	06:00pm.....	ACA Registration Desk
Mentor/Mentee Dinner (ticket required).....	08:00pm.....	off site

## SP.02 Plenary Lecture: Philip Coppens, University of Buffalo D2-D3

**08:00-08:50am** **SP.02.1**  
From the Sun to Femtosecond Lasers and  
Back: Photo-Induced Dynamic Processes  
in Solids.

## 01.02 Protein Structure Initiative: Tools for the Home Lab

Chair: Ward Smith  
Borgne

**09:00-09:20am** **01.02.1**  
High-Throughput Crystallization Screen-  
ing for the Structural Biology Community.  
Michael Malkowski, Eleanor Cook, Mary  
Koszalak-Rosenblum, Angela Lauricella,  
Raymond Nagel, Elizabeth Snell, Jennifer  
Wolfley, Edward Snell, Joseph Luft, George  
DeTitta.

**09:20-09:40am** **01.02.2**  
ACMI: Towards Automatic Crystallograph-  
ic Map Interpretation at Low Resolution.  
George Phillips, Ameet Soni, Craig Bingman,  
Siddharth Puthur, Jude Shavlik.

**09:40-10:00am** **01.02.3**  
Cell-Free Translation in Membrane Protein  
Research. Brian Fox, David Aceti, Khaled Aly,  
James Bangs, Emily Beebe, Craig Bingman,  
Uyen Chu, Darius Chow, Michael Goren, Li-  
anwang GuoKatarzyna Gromek, Katrina For-  
est, Ronnie Frederick, Shin-ichi Makino, John

Markley, Karl Nichols, George Phillips, John  
Primm, Arnold Ruoho, Donna Troestler, Rus-  
sell Wrobel, Zsolt Zolnai.

**10:00-10:30am** Coffee Break

**10:30-10:50am** **01.02.4**  
Structural Proteomics of Eukaryotic Mem-  
brane Proteins. Robert Stroud, John Pak,  
William Harries, Avner Schlessinger, Louis  
Metzger, Andrew Waight, Bjorn Panyella  
Pedersen, Zygy Roe-Zurz, Sarika Chaudhary,  
Larry Miercke, Joseph D. O'Connell III, Yaneth  
Robles, Rebecca Robbins, Meseret Tessema,  
James Holton, Andrej Sali.

**10:50-11:10am** **01.02.5**  
The Structural Biology Knowledgebase - a  
Portal to Protein Sequences, Structures,  
Functions, Methods and More. Margaret  
Gabanyi, John Westbrook, Wendy Yi-Ping  
Tao, Raship Shah, David Micallef, William  
McLaughlin, Torsten Schwede, Paul Adams,  
Wladek Minor, Helen Berman.

**11:10-11:30am** **01.02.6**  
Using the PSI: Biology-Materials Repository:  
a Biologist's Resource for Protein Expression  
Plasmids. Catherine Cormier, Jin Park, Mi-  
chael Fiacco, Jason Steel, Jason Kramer, Pres-  
ton Hunter, Rajeev Singla, Joshua LaBaer.

## 04.02 Small Angle Scattering From Colloids

Chair: Gregory Beaucage & P. Russo

D1

**09:05-09:30am** **04.02.1**

Structural Changes in BP Crude Oil During Degradation. Henning Lichtenberg, Amitava Roy, Edward Overton.

**09:30-09:55am** **04.02.2**

Capillary Interactions in Nano-Particles Suspensions. Dobrin Bossev.

**10:00-10:30am** Coffee break

**10:30-10:55am** **04.02.3**

Phase Reorganisation in Self-Assembled Systems Through Interparticle Material Transfer. Christian Moitzi, Anniina Salonen, Stefan Salentinig, Samuel Guillot, Gerhard Fritz-Popovski, Otto Glatter.

**10:55-11:20am** **04.02.4**

Protein Localization in Silica Nanospheres Derived via Biomimetic Mineralization. Volker Urban, Mateus B. Cardoso, Heather R. Luckarift, Hugh O'Neill, Glenn R. Johnson.

**11:20-11:45am** **04.02.5**

Synthesis, Characterization, and Catalysis of Apoferritin Encapsulated Core-Shell Bimetallic Nanoparticles. Byeongdu Lee, Tao Li, Sungsik Lee, Randall Winans.

**11:45-12:00pm** **04.02.6**

A Study of the Supramolecular Properties of Meso-Tetra(4-Sulfonatophenyl)Porphyrin in Aqueous Solutions. Javoris Hollingsworth, Paul Russo, Allison Richard, Graca Vicente.

## 08.07 Materials for a Sustainable Future

Chairs: Ashfia Huq & Claudia Rawn

Maurepas

**09:00-09:30am** **08.07.1**

The Search for Rapid Pathways to Synthesize  $\text{CuIn}_x\text{Ga}_{1-x}\text{Se}_2$  Thin Film PV Absorbers. Tim Anderson, Ranga Krishnan, Christopher Muzzillo, Woo Kyoung Kim, Andrew Payzant, Carelyn Campbell, Jianyun Shen.

**09:30-10:00am** **08.07.2**

Phase Transitions in Cu-Sb-Se and Ag-Mg-Sb Thermoelectric Materials. Melanie Kirkham, Antonio Moreira Dos Santos, Claudia Rawn, Jeff W. Sharp, Alan J. Thompson, Paul Majsztrik, Eric Skoug, Donald Morelli, E. Andrew Payzant, Edgar Lara-Curzio.

**10:00-10:30am** Coffee Break

**10:30-11:00am** **08.07.3**

Causes of Ion Selectivity in Porous Silicates. Aaron Celestian, Samantha Kramer, Kristin Leftwich.

**11:00-11:20am** **08.07.4**

Structural Changes of the Type-I Clathrate  $\text{Ba}_8\text{Al}_x\text{Si}_{46-x}$  ( $X = 8, 10, 12, 14, 16$ ) Revealed by Neutron Powder Diffraction. John Roubush, Clarina Dela Cruz, Bryan Chakoumakos, Susan Kauzlarich.

**11:20-11:40am** **08.07.5**

Gas Adsorption in Metal-Organic Frameworks With Coordinatively Unsaturated Metals Sites. Wendy L. Queen, Craig M. Brown, Matthew R. Hudson, Kenji Sumida, Eric D. Bloch, Leslie J. Murray, Jeffrey R. Long, David K. Britt, Omar M. Yaghi.

**11:40-12:00pm** **08.07.6**

Visualization of Guest-Host Interactions in Energy Storage Materials Using X-Ray and Neutron Diffraction Methods. Xiaoping Wang, Chi Yang, Mohammad A. Omary, Bryan C. Chakoumakos, Huibo Cao, Abhijit

Pramanick, Christina Hoffmann.

**12:00-01:30am** Lunch Break.

**01:30-02:00pm** **08.07.7**  
Crystallography of Flux Pinning Defects in High-Temperature Superconductors. Eliot Specht.

**02:00-02:20pm** **08.07.8**  
Insights Into Battery Materials From Pair Distribution Function Methods. Karena Chapman.

**02:20-02:40pm** **08.07.9**  
A Small-Angle Neutron Scattering Study of Lithiation in Mesoporous Hard Carbon. Craig Bridges, Xiaoguang Sun, Sheng Dai, Jinkui Zhao.

**02:40-03:00pm** **08.07.10**  
*In situ* XRD of Li(Mn<sub>15</sub>Ni<sub>05</sub>)O<sub>4</sub> Cathodes for Lithium Ion Batteries During Formation and Operation Cycles. Kevin Rhodes, Roberta Meisner, Yoongo Kim, Nancy Dudney, Claus Daniel.

**03:00-03:30pm** Coffee Break

**03:30-04:00pm** **08.07.11**  
Sr<sub>2</sub>Fe<sub>1.5</sub>Mo<sub>0.5</sub>O<sub>6-δ</sub> has Been of Interest as an Anode Material in Solid Oxide Fuel Cells. Hans-Conard zur Loye, Daniel Bugaris, Qiang Liu, Guoliang Xiao, Fanglin Chen.

**04:00-04:20pm** **08.07.12**  
Atomic Scale Structure of Anode and Cathode Fine Powder Materials for Li Batteries by Total X-Ray Diffraction. Valeri Petkov.

**04:20-04:40pm** **08.07.13**  
Atomic Displacements and Thermal Motion in Triphylite-Lithiophilte, Li(Fe,Mn)Po<sub>4</sub>, Solid Solution. Bryan C. Chakoumakos, Xiaoping Wang, HuiBo Cao.

**04:40-05:00pm** **08.07.14**  
Opportunities for in situ Neutron Diffraction Studies of Energy Related Materials. Jason Hodges, Ashfia Huq, Olivier Gourdon, Luke Heroux.

## TR.01 Transactions - Time Resolved and Charge Density in Honor of Philip Coppens

Chair: Yu-Sheng Chen, Peter Lee  
D2-D3

*sponsored, in part, by Univ. of Chicago/CARS and Bruker AXS, Inc.*

**09:00-09:10am** Introduction

**09:10-09:40am** **TR.01.1**  
X-Ray Transient Absorption Spectroscopy: a Decade and Beyond. Lin Chen.

**09:40-10:10am** **TR.01.2**  
Phase Transition Driven by Light: the Key Role of X-Ray Diffraction and Time-Resolved Techniques. Eric Collet, Marylise Buron, Maciej Lorenc, Marina Servol, Roman Bertoni, Ludovic Roudaut, Hiroshi Watanabe, Loic Toupet.

**10:10-10:30am** Coffee Break

**10:30-11:00am** **TR.01.3**  
Opto-Magnetic Switchable Character in Fe(II) Spin Crossover Complexes. Yu Wang, Chou-Fu Sheu, Che-Hsiu Shih, Masaki Takata.

**11:00-11:30am** **TR.01.4**  
Photo-Crystallographic Studies of Spin-Crossover Molecular Materials. Sebastien Pillet, Dorothea Mader, El-Eulmi Bendeif, Gor Lebedev, William Nicolazzi, Claude Lecomte.

**11:30-12:00pm** **TR.01.5**  
X-Ray Lasers for Pump-Probe Studies With a Liquid Jet Injector. John Spence.

**12:00-12:30pm** **TR.01.6**  
Time Resolved Laue Crystallography - Moving From 3Rd Generation Sources to Fel Experiments. Marc Messerschmidt.

**12:30-01:30pm** Lunch Break

# MONDAY, MAY 30

---

Afternoon Chair: Jason Benedict

**01:30-02:00pm** TR.01.7

Combined Charge Spin and Momentum Densities Refinement: Application to Molecular Magnetic Materials. Claude Lecomte, Maxime Deusch, Nicolas Claiser, Mohamed Souhassou, Sebastien Pillet, Iurii Ciumacov, Beatrice Gillon, Jean Michel Gillet, Dominique Luneau.

**02:00-02:30pm** TR.01.8

Properties of Molecular Materials From Electron Density Distribution. Piero Macchi.

**02:30-03:00pm** TR.01.9

Experimental Essentials for Charge Density Studies. Finn Krebs Larsen, Bo Iversen, Jacob Overgaard, Mette Schmoekel, Mads Ry Joergensen.

**03:00-03:30pm** Coffee break

**03:30-03:55pm** TR.01.10

On Quantitative Structural and Electron Density Studies of Interactions in Molecular Crystals. Krzysztof Wozniak, Anna A. Hoser, Paulina M. Dominiak.

**03:55-04:20pm** TR.01.11

Within and Beyond the Pseudoatom Model. Tibor Koritsanszky.

**04:20-04:40pm** TR.01.12

Characterization of Weak Intra- and Intermolecular Interactions Using Experimental Charge Density Distributions. Edwin Stevens.

**04:40-05:00pm** TR.01.14

Charge Density Studies of Organic-Inorganic [Arbf<sub>3</sub>]- X<sup>+</sup> Compounds - State-of-the-art Techniques in Cutting-Edge Structural Research. Radoslaw Kaminski, Krzysztof Durka, Marek Dabrowski, Janusz Serwatowski, Krzysztof Wozniak.

## 06.01 Undergrad Research Symposium

Chair: Kathereine Kantardjjeff  
D1

**01:30-02:00pm** 06.01.1

Introduction. Kathereine Kantardjjeff.

**02:00-02:30pm** 06.01.2

Single Crystal Growth, Crystallography and Magnetic Properties of Maus' Salt. Mary Parker, Bryan C. Chakoumakos, Huibo Cao.

**02:30-03:00pm** 06.01.3

Steric Effects on the Synthesis of Metal Halide Layers and Clusters. Stephanie Cowin, He Meng, Alicia Beatty.

**03:00-03:30pm** Coffee break

**03:30-04:00pm** 06.01.4

The Expression, Purification, and Crystallization of the H-Nox Regulatory Domain of Bovine Soluble Guanylate Cyclase. Leida Rassouli-Taylor, Elsa Garcin.

**04:00-04:30pm** 06.01

A Model of the Alpha Domain Bound to DNA. Angelica Trammell, Doba Jackson, Chelley Lawson, Samuel Griffin, Ashlee Walters, Tiffany Dean.

## Professional Odysseys

Chair: Jamaine Davis

Rhythms 1 (2nd floor) 1:30pm

### Career Panel

Lorena S. Beese, James B. Duke Professor of Biochemistry, Duke University

Andy Howe, President and CEO at Emerald BioStructures and BioSystems, Co-Principal Investigator at Seattle Structural Genomics Center for Infectious Disease

Christopher Incarvito, Director, chemical and biophysical instrument center, Yale University

**08.06 Microcrystals and Back to Merging Datasets**

Chairs: Dominika Borek & Alex Soares Borgne

**01:30-02:00pm** **08.06.1**

The Pervasive Problem of Crystal Non-Isomorphism. Zbyszek Otwinowski, Dominika Borek, Johan Hattne, Marcin Cymborowski, Wladek Minor.

**02:00-02:30pm** **08.06.2**

Multi-Crystal Data Reduction at Diamond Light Source. Graeme Winter.

**02:30-03:00pm** **08.06.3**

Multi-Crystal Anomalous Diffraction for Macromolecular Phasing. Qun Liu, Zhen Zhang, Zahra Assur, Filippo Marcia, Wayne Hendrickson.

**03:00-03:30pm** Coffee Break

**03:30-04:00pm** **08.06.4**

Data Collection and Processing From Microcrystals of the Beta2-Adrenergic Receptor. Bill Weis.

**04:00-04:30pm** **08.06.5**

Systematically Study of Frozen Crystals Non-Isomorphism: Example Case of Insulin Crystals. Rita Giordano, Sean McSweeney, Alexander Popov.

**04:30-05:00pm** **08.06.6**

Automated Acoustic Methods for Crystallization, Crystal Improvement, and Crystal Mounting. Alexei Soares, Allen Orville, Crystal Cole, Joseph Olechno, Richard Ellson, John Skinner, Robert Sweet, Annie Heroux, Matthew Engel, Marc Allaire.

**2011 Margaret C. Etter Student Lecturer Awards**

Each Special Interest Group (SIG) has the opportunity to select one student to receive an award and to present a lecture in one of the sessions organized by that SIG. Selections are based upon submitted abstracts and are independent of whether the student originally requested an oral or poster presentation. Award winners are determined by the elected officers of the SIGs. Students who are selected receive a monetary award of \$250 and a certificate to be presented at the beginning of their lecture.

**Congratulations to this year's winners:**

BioMac .....	Rebekah Nash, Univ. North Carolina, Chapel Hill .....	08.09.6
General Interest .....	Jason Mercer, Memorial Univ. of Newfoundland .....	02.01.3
Materials Science .....	Phoebe Allan, Univ. of St. Andrews, UK.....	08.08.1
Powder Diffraction .....	Kevin Rhodes, Univ. of Tennessee, Oak Ridge .....	08.07.10
Small Molecules .....	John Sander, Univ. of Iowa, Iowa City .....	05.02.13
Small Angle Scattering .....	Thomas Grant, Hauptman-Woodward Inst, Buffalo NY.....	04.03.5
Synchrotron Radiation.....	Lauren Hatcher, Univ. of Bath, UK .....	TR.01/05.01.4
Young Scientist.....	Karen Ruane, McGill Univ., Montreal Canada .....	SP01.2

# TUESDAY, MAY 31

Registration Desk.....	07:30am	Napoleon Foyer
Speaker Ready Room.....	07:30am	Oakley, 4th floor
Council Meeting Room.....	07:30am	Nottoway, 4th floor
Exhibit Show.....	10:00am	Napoleon Ballroom1
Service & Small Molecules Joint SIG Meeting.....	12:00pm	Maurepas
Young Scientist SIG Meeting.....	12:00pm	D2-D3
<b>ALL MEMBER BUSINESS MEETING.....</b>	<b>05:00pm.....</b>	<b>Maurepas</b>
Poster Session P-T.....	05:30pm	Napoleon Ballroom

## SP.03 Warren Award to Keith Moffat

Award presentation to Keith Moffat by President Thomas Koetzle .  
D2-D3

08:00-08:50am

SP.03.1

Time-Resolved Macromolecular Crystallography: From Hours to Femtoseconds. Keith Moffat.

## 01.03 Structural Enzymology II - Mechanistic

Chair: Zachary Wood  
Borgne

09:00-09:20am

01.03.1

The Structural Basis of Assembly Stimulated GTP Hydrolysis by Human Dynamin. Fred Dyda, Joshua S. Chappie, Sharmistha Acharya, Marilyn Leonard, Sandra L. Schmid.

09:20-09:40am

01.03.2

Characterization of HPXO, a Novel Fad-Dependent Urate Oxidase. Katherine Hicks, Sean O'Leary, Tadhg Begley, Steven Ealick.

09:40-10:00am

01.03.3

Structural Characterization of Human Carbonic Anhydrase II: Modulation of a Catalytically Efficient Enzyme. Dayne West, Jim Gordon, David Silverman, Robert McKenna.

10:00-10:30am Coffee Break

10:30-10:50am

01.03.4

The Coupling of Conformational Equilibria and Enzyme Function in Phosphoenolpyruvate Carboxykinase. Todd Holyoak, Troy Johnson, Sarah Holyoak.

10:50-11:10am

01.03.5

Structure of the DNA Glycosylase Alka in Complex With Undamaged DNA. Brian Bowman, Seongmin Lee, Shuyu Wang, Gregory Verdine.

11:10-11:30am

01.03.8

The Crystal Structure of the Intron Debranching Enzyme in Complex With a Substrate Analog Provides Insights Into Substrate Recognition and Raises Questions Regarding Which Metal Cofactors Are Bound in the Enzyme Active Site. Eric Montemayor, Jonathan Schuermann, Alexander Taylor, Scott Stevens, John Hart.

11:30-11:50am

01.03.7

Neutron Crystal Structures of Human Carbonic Anhydrase II at Different Ph Reveal Implications for Catalysis. Zoe Fisher, Andrey Kovalevsky, Marat Mustyakimov, John Domsic, Robert McKenna, David Silverman, Paul Langan.

11:50-12:10pm

01.03.6

Molecular Basis of 1,6-Anhydro Bond Cleavage and Phosphoryl Transfer by Pseudomonas Aeruginosa 1,6-Anhydro-N-Acetylmuramic Acid Kinase. John-Paul Bacik, Garrett Whitworth, Keith Stubbs, Anuj Yadav, Dylan Martin, Ben Bailey-Elkin, David Vocadlo, Brian Mark.

## 05.01 Cool Structures

Chair: Allen Oliver  
Maurepas

09:00-09:15am

05.01.1

Solid-State Structure Determination of Water-Soluble Iridium Half-Sandwich Complexes for Catalytic Water Oxidation. Nathan Schley, James Blakemore, Christopher Incarvito, Gary Brudvig, Robert Crabtree.



9:15-09:30am 05.01.2

Pulling Out All Stops: Refinement of a Tricky Crystal Structure. Peter Mueller.

09:30-09:45am 05.01.3

Three Strikes and You're Out? Patrick Carroll.

09:45-10:00am 05.01.4

Single Crystal Diffraction and Inelastic Neutron Scattering Studies of Ruthenium-Dihydrogen Complexes. Alberto Albinati, Silvia Rizzato, Peter Georgiev, Sax Mason, Jacques Ollivier.

10:00-10:30am Coffee break

10:30-10:45am 05.01.5

B-Iodinated O-Carboranes: C-H—I Hydrogen Bonding, Absolute Structure Determination and Merohedral Twinning in Space Group P41. Yulia Sevryugina, Alexander V. Safronov, M. Frederick Hawthorne, Charles F. Campana.

10:45-11:00am 05.01.6

Three Polymorphs Or How to Grow Crystals From a Melt. Iliia Guzei, Erica Gunn, Lara Spencer, Jennifer Schomaker, Jared Rigoli.

11:00-11:15am 05.01.7

Broad Neutralization of Influenza Virus and Implications for a Universal Flu Vaccine . Ian Wilson, Damian Ekiert, Gira Bhabha, Cyrille Dreyfus.

11:15-11:30am 05.01.8

Structure and Disorder in K4V(NCS)6 ·x(OCMe2). Saul Lapidus, Kevin H. Stone, Endrit Shurdha, Joel S. Miller, Peter W. Stephens.

11:30-11:45am 05.01.9

Direct Detection of Hydrogen Atoms and Visualization of Hydrogen Bonds in Enzymes. Andrey Kovalevsky, Leif Hanson, Zoe Fisher, Marat Mustyakimov, Sax Mason, Trevor Forsyth, David Keen, Paul Langan.

11:45-12:00pm 05.01.10

Ordered Surface Waters Bind Antifreeze Proteins to Ice. Peter L. Davies, Robert L. Campbell, Christopher P. Garnham.

## 07.01 Fast Science

Chair: Tim Graber & Marco Cammarata  
D2-D3

09:00-09:30am 07.01.1

Picosecond Pump-Probe X-Ray Liquidography (Solution Scattering) to Probe Solution-Phase Structural Dynamics. Hyotcherl Ihee.

09:30-10:00am 07.01.2

Time Resolved Crystallographic Analysis of Cooperative Ligand Binding and Ligand Migration in a Dimeric Hemoglobin. William Royer, James Knapp, Zhong Ren, Vukica Srajer.

10:00-10:30am Coffee Break

10:30-11:00am 07.01.3

Visualizing Sub-Nanosecond Structural Dynamics With Time-Resolved Diffraction and XAFS at the Photon Factory Advanced Ring. Shin-ichi Adachi.

11:00-11:30am 07.01.4

Five Dimensional Crystallography. Marius Schmidt, Shailesh Tripathi, Namrta Purwar, Vukica Srajer, Robert Henning, Tim Graber.

11:30-12:00pm 07.01.5

First Hard X-Ray Beamline at FEL Sources, Performances and First Experiments in XPP (LCLS/SLAC). Marco Cammarata, David Fritz.

## 08.08 The Devil is in the Details: Local Structure and Diffuse Scattering

Chair: Karena Chapman  
D1

09:05-09:30am 08.08.1

*In situ* X-Ray Diffraction Studies of Medical Gases Adsorbed in Metal-Organic Frameworks. Phoebe Allan, Karena Chapman, Peter Chupas, Catherine Renouf, Simon Teat, Bo Xiao, Russell Morris.

09:30-09:45am 08.08.2

Unusual Effect of Pressure on the Coefficient

## TUESDAY, MAY 31

---

of Thermal Expansion for  $\text{TaO}_2$ : a Zero Expansion Material? Benjamin Greve, Mehmet Centikol, Angus Wilkinson.

**09:45-10:00am** **08.08.3**

Multi-Step Growth of Silver Nanoparticles on a Porous Zeolite. Haiyan Zhao, Karena Chapman, Tina Nenoff, Peter Chupas.

**10:00-10:30am** Coffee Break

**10:30-10:55am** **08.08.4**

Incipient Ferroelectricity in Thermoelectric Lead Telluride. Emil Bozin, Christos Malliakas, Petros Souvatzis, Thomas Proffen, Nicola Spaldin, Mercouri Kanatzidis, Simon Billinge.

**10:55-11:10am** **08.08.5**

*In situ* Pair Distribution Function (PDF) and X-Ray Diffraction (XRD) Studies of Conversion Reactions With Lithium in Bismuth Oxyfluorides. Olaf Borkiewicz, Olaf Borkiewicz, Karena Chapman, Lin-Shu Du, Andrew Gmitter, Glen Amatucci, Clare Grey, Peter Chupas.

**11:10-11:35am** **08.08.6**

3D-PDF Analysis of Single Crystal Diffuse Scattering. Thomas Weber.

**11:35-11:50am** **08.08.7**

Towards the Development of a General Protocol for Modeling Diffuse Scattering of Disordered Materials: Quantitative Structure Analysis of the Disordered Up-Conversion Host Compound  $\text{NaLaF}_4$ . Tara Michels-Clark, Michal Chodkiewicz, Christina Hoffmann, Jorg Hauser, Anthony Linden, Vikie Lynch, Thomas Weber, Hans-Beat Borgi.

**11:50-12:00pm** **08.08.8**

Precipitation and Growth of Nanostructured  $\text{LaF}_3$  in Glass Ceramics: Multiple Length-Scale Materials. Katharine Page.

## 07.02 Maximizing the Scientific Results of Your Synchrotron Visit

Chair: Stephan Ginell  
Maurepas

**01:30-02:00pm** **07.02.2**

The New SSRL BL12-2 Micro-Focus Facility. Aina Cohen, Graeme Card, Pete Dunten, Thomas Eriksson, Ana Gonzalez, Dan Harrington, Irimpan Mathews, Scott McPhillips, Jinhu Song, Michael Soltis.

**02:00-02:30pm** **07.02.3**

Better Data With PILATUS and MYTHEN Detectors. Clemens Schulze-Briese.

**02:30-03:00pm** **07.02.4**

Vector Scanned Microcrystallographic Data Collection Techniques. Malcolm Capel, Frank Murphy.

**03:00-03:30pm** Coffee Break

**03:30-04:00pm** **07.02.5**

Isomorphous Replacement From Selenomethionine-Containing Proteins Using UV-Induced Radiation Damage. Daniele de Sanctis, Santosh Panjikar, Paul Tucker.

**04:00-04:30pm** **07.02.6**

Beyond Pushing Buttons: Strategy for Synchrotron High Resolution Data Collection at Room Temperature. Andre Mitschler, Alberto Podjarny, Christophe Mueller-Dickmann, Alexandre Popov.

**04:30-05:00pm** **07.02.7**

Evolving Crystallographic Tools and Techniques at GM/CA Cat That Target Challenging Samples. Craig Ogata, Ruslan Sanishvili, Mark Hilgart, Sergey Stepanov, Michael Becker, Venugopalan Nagarajan, Shenglan Xu, Oleg Makarov, Janet Smith, Robert Fischetti, Sudhir Pothiineni, Derek Yoder, Stephen Corcoran.

## 08.09 Structural Enzymology III - Biology

Chair: Michael Murphy  
D2-D3

### 01:30-02:05pm 08.09.1

Alleviating Anticancer Drug Toxicity by Inhibiting a Bacterial Enzyme. Matthew Redinbo, Bret Wallace.

### 02:05-02:40pm 08.09.2

Resisting Antibiotic Resistance: Structural Studies of Antibiotic Resistance Enzymes. Albert Berghuis, Desiree Fong, Magdalena Korczynska, Oliver Baettig.

### 02:40-03:00pm 08.09.3

A Structural Model for Binding of the Serine-Rich Repeat Adhesin GspB to Host Carbohydrate Receptors. Tasia Pyburn, Barbara Bensing, Yan Xiong, Bruce Melancon, Thomas Tomasiak, Victoria Yankovskaya, Gary Cecchini, Gary Sulikowski, Paul Sullam, Tina Iverson, Nicholas Ward, Kevin Oliver.

### 03:00-03:30pm Coffee Break

### 03:30-04:05pm 08.09.4

A Structural Paradigm for Host Cell Invasion by Apicomplexan Parasites. Martin Boulanger, Michelle Tonkin, Magali Roques, Maryse Lebrun.

### 04:05-04:30pm 08.09.5

Structural Insights Into Iron Pirating by *Pathogenic neisseria*. Nicholas Noinaj.

### 04:30-04:55pm 08.09.6

The Structure and Mechanism of Conjugative Plasmid pCU1 Relaxase. Rebekah Nash, Franklin Niblock, Matthew Redinbo.

## 08.10 Educational Inspiration: Crystallographic Teaching Techniques

Chair: Amy Sarjeant  
Borgne

### 01:25-01:50pm 08.10.1

What's All This MoOing About? David Watkin.

### 01:50-02:15pm 08.10.2

Visualizing Symmetry and Chemical Structure in the Undergraduate Curriculum. Dean Johnston.

### 02:15-02:35pm 08.10.3

You Can Put It on Your Resume! Publishing Crystal Structures in Collaboration With Undergraduates. Joseph Tanski.

### 02:35-03:00pm 08.10.4

Teaching Crystallography at MIT. Peter Mueller.

### 03:00-03:30pm Coffee Break

### 03:30-03:55pm 08.10.5

Teaching and Learning Macromolecular Crystallography: Tools, Tips and Experiences Acquired Over 25+ Years. William Furey.

### 03:55-04:20pm 08.10.6

Crystal Cookery - Using High-Throughput Technologies and the Grocery Store as a Teaching Tool. Edward Snell, Joseph R. Luft, Jennifer R. Wolfley, M. Elizabeth Snell, Stephen A. Potter.

### 04:20-04:45pm 08.10.7

Crystallography Experiments for an Undergraduate Laboratory. Nigam Rath, Christopher Spilling, Stephen Holmes.

### 04:45-05:05pm 08.10.8

Making Movies of Solid-State Transformations: Professor Inspires Students and Students Inspire Professor. Bruce Foxman, Aaron R. Gell, Shai R. Posner.

## 08.11 Diffraction Studies of Industrial Materials

Chairs: Yan Gao & Bryan Chakoumakis  
D1

**01:30-02:00pm** **08.11.1**  
Addressing Industrial Challenges With High-Energy X-Rays. Jonathan Almer.

**02:00-02:15pm** **08.11.2**  
Real Time High Energy X-Ray Diffraction Studies of Oil Well Cement Hydration Under Down Hole Conditions. Angus Wilkinson, Angus Wilkinson, Andrew Jupe, Gary Funkhouser.

**02:15-02:45pm** **08.11.3**  
Strain- and Phase-Mapping With High-Energy Synchrotron X-Rays at the X17B1 Beamline of the National Synchrotron Light Source. Zhong Zhong, Y. Gao, J. Rijssenbeek, G. Zappi, J. Skaritka, K. Akdogan, M. Croft, A. Ignatov, T. Tsakalakos.

**02:45-03:00pm** **08.11.4**  
Crystal Structure of Monoclinic Sr<sub>24</sub>Ca<sub>06</sub>Al<sub>2</sub>O<sub>6</sub>. James Kaduk, Winnie Wong-Ng, Joseph Golab.

**03:00-03:30pm** Coffee Break

**03:30-04:00pm** **08.11.5**  
Microelectronics Materials and Synchrotron X-Rays: Metal Silicide Research by IBM at the NSLS. Jean Jordan-Sweet, Christian Lavoie.

**04:00-04:15pm** **08.11.6**  
Analysis of the Microstructure of Severely Deformed Ti by X-Ray Diffraction and Ebsd. Natalia De Vincentis, Anibal Mendes Filho, Maurizio Ferrante, Martina Avalos, Raul Bolmaro.

**04:15-04:45pm** **08.11.7**  
Providing Solutions for Industry - the Vulcan Diffractometer at the SNS. Xun-Li Wang, Ke An, Alexandru D. Stoica, Harley D. Skorpen-ske, Dong Ma, Ling Yang, Xun-Li Wang.

## EVENING SESSIONS

### 6.02 Would You Publish This?

Chair: Carla Slebodnick

Borgne 07:00pm  
*sponsored, in part, by Agilent Technologies, Crystallo-graphic Resources, Inc., and Ellen Mathena*

#### 06.02.2

Tethered Bis-Phenanthroline Copper Complexes: Dimers, Trimers, Polymers. Al-len Oliver, Luis Lemus, Graham Lappin.

#### 06.02.3

A Nasty Chain of Events. Amy Sarjeant, Char-lotte Stern, Zhixue Zhu, J. Fraser Stoddart.

#### 06.02.4

Crystal Structure of a Dimerized Pyridal Polyazine Complex With Photochemical Properties. Muhammed Yousufuddin, Jo-seph Aslan, Frederick MacDonnell.

#### 06.02.5

What If We Cannot Balance the Charges? Khalil A. Abboud, Tu Nguyen, Constanti-nos Efthymiou, George Christou.

#### 06.02.6

My Bionic Crystal Structure: How I Put a Buckyball in a Buckybowl (With a Lot of Help!). Louise N. Dawe, Jason I. Mercer, Huu-Ahn Tran, Tayel AlHujran, Edward A. Jackson, Lawrence T. Scott, Paris E. Georghiou.

#### 06.02.7

A Case of a Poorly Diffracting Crystal. Larry Falvello.

### Panel Discussion: Industrial Ac-cess to National User Facilities

Chair: Jim Kaduk

D1 07:30pm

Dean Myles (SNS/ORNL)  
Dennis Mills (APS/ANL)  
Jun Wang (NSLS/BNL)  
Michel Fodje (CLS)

Registration Desk.....	07:30am.....	Napolean Foyer
Speaker Ready Room.....	07:30am.....	Oakley, 4th floor
Council Meeting Room.....	07:30am.....	Nottoway, 4th floor
Industrial SIG Meeting.....	12:00pm.....	D2-D3
Neutron/Materials/Powder Joint SIG Meeting.....	12:00pm.....	D1
Small Angle Scatteirng SIG Meeting.....	12:00pm.....	Maurepas
<b>Annual Award Banquet</b> (ticket required)		
Cash Bar 06:30-07:30pm Dinner .....	07:30-10:30pm .....	Armstrong Ballroom, 8th floor

## SP.04 Fankuchen Award Award presentation to David Watkin by President Thomas Koetzle . D2-D3

**08:00-08:50am** **SP.04.1**  
Crystallography - Is the Gold Standard Getting Tarnished? David Watkin.

## 01.04 Membrane Protein Crystallization

Chair: Michael Wiener  
Borgne

**09:00-09:30am** **01.04.1**  
High Throughput Production of Membrane Proteins for Crystallography. NYCOMPS, Brian Kloss, Renato Bruni, Marco Punta, Burkhard Rost, Arianne Morrison, Filippo Mancia, Larry Shapiro, Wayne Hendrickson.

**09:30am-10:00am** **01.04.2**  
Membrane Protein Pre-Crystallization Screening. Michael Wiener, James Vergis, Michael Purdy, Rachel Reuther.

**10:00-10:30am** Coffee break

**10:30-10:45am** **01.04.3**  
Expanding Crystallization Optimization Capacity Using Alchemist-tm DT. Jian Xu, Matthew Lundy, Michael Willis.

**10:45-11:00am** **01.04.4**  
A Fast and Fully Automated Solution for Lipidic Cubic Phase (LCP) Screening Using Mosquito LCP. Joby Jenkins, Patricia Edwards, Rob Lewis, Joanne Franklin.

**11:00-11:30am** **01.04.5**  
Structure-Function Studies of Family B Gp-

crs and Their Signaling Complexes. Hilary Stevenson, Qiangmin Zhang, Flippo Pullara, Guillermo Calero.

**11:30-12:00pm** **01.04.6**  
Current Progress on Membrane Protein Femtosecond Nanocrystallography. Mark Hunter, John Spence, Henry Chapman, Rick Kirian, Tom White, Uwe Weierstall, Anton Barty, Dan DePonte, R. Bruce Doak, Petra Fromme.

## 04.03 Information in SAXS/WAXS Data

Chair: Hiro Tsuruta & Lee Makowski  
Maurepas

**09:00-09:30am** **04.03.1**  
Structural Determinants of Multidomain Complexes: Integrating SAXS and Biophysical Computations. Sichun Yang.

**09:30-10:00am** **04.03.2**  
Robust, High-Throughput Solution Structural Analyses by Small Angle X-Ray Scattering (SAXS). Michal Hammel.

**10:00-10:30am** Coffee Break

**10:30-11:00am** **04.03.3**  
Picosecond Time-Resolved SAXS/WAXS Studies of Proteins: Probing Structural Dynamics in Real Time. Philip Anfinrud, Friedrich Schotte, Hyun Sun Cho, Naranbaatar Dashdorj, William Royer, Henning Robert, Graber Timothy.

**11:00-11:30am** **04.03.4**  
Snapshot SAXS for *ab initio* Imaging From Spatial Correlations. Richard Kirian, Kevin Schmidt, Dilano Saldin, John Spence.

# **WEDNESDAY, JUNE 1**

**11:30-12:00pm 04.03.5**

DNA Conformations in Mismatch Repair Seen in Solution by X-Ray Scattering From Gold Nanocrystals. Greg Hura, Shelley Claridge, Marc Mendillo, Christopher Putnam, Richard Kolodner, A. Paul Alivisatos, John Tainer.

## **05.02 Modern Aspects of Crystal Engineering I**

Chair: Travis Holman  
D2-D3

**09:00-09:30am 05.02.1**

*Ab initio* Crystal Structure Prediction: Developments for Flexible Molecules and Applications to Porous Materials. Graeme Day.

**09:30-10:00am 05.02.2**

Utilizing Self-Assembling Macrocycles to Generate Functional Porous Crystals. Linda Shimizu, Sandipan Dawn, Mahender Dewal, Kinkini Roy, Yuewen Xu, Jun Yang.

**10:00-10:30am** Coffee Break

**10:30-11:00am 05.02.3**

Towards An Understanding of Molecular Crystals: Challenges, Strategies and Solutions. Kenneth D.M. Harris.

**11:00-11:20am 05.02.4**

Sulfonamidecinnamic Acids: Merging Supramolecular Asymmetry and Programmed Crystal Reactivity. Kraig Wheeler.

**11:20-11:35am 05.02.5**

Supramolecular Catalysis in the Organic Solid State. Jelena Stojakovic, Anatoliy Sokolov, Dejan-Kresimir Bućar, Jonas Baltrusaitis, Sean Gu, Leonard MacGillivray.

**11:35-11:50am 05.02.6**

Guest-Free Cavitands: Low Packing Fraction Materials. Christopher Kane, K. Travis Holman.

**11:50-12:00pm 05.02.7**

Polymorphism of the Secondary Explosive RDX Revisited. Ilana Goldberg, Jennifer Swift.

**12:00-01:30pm** Lunch break

**01:30-02:00pm 05.02.8**

CO<sub>2</sub> Capture in Amine Modified Metal Organic Frameworks. George Shimizu, Ramanathan Vaidhyanathan, Simon Iremonger, Isaac Martens.

**02:00-02:30pm 05.02.9**

Pore Expansion and Contraction of Metal-Organic Frameworks Upon Adsorption. Praveen Kumar Thallapally, Benard McGrail.

**02:30-03:00pm 05.02.10**

Engineering Crystals for Energy and Environmental Applications. Radu Custelcean.

**03:00-03:30pm** Coffee Break

**03:30-03:45pm 05.02.12**

A Series of Uranyl-4,4'-Biphenyldicarboxylates: Synthesis, Structure and Fluorescent Properties. Paula Cantos, Christopher Cahill.

**03:45-04:00pm 05.02.13**

Sonochemical Preparation of Pharmaceutical Nano-Cocrystals. John R.G. Sander, Dejan-Kresimir Bućar, Rodger F. Henry, Geoff G. Z. Zhang, Leonard R. MacGillivray.

**04:00-04:30pm 05.02.14**

Thermodynamic of Co-Crystal Formation and An Efficient Screening Method Based on Solution-Mediated Phase Transformation (SMPT). Geoff G.Z. Zhang.

**04:30-04:50pm 05.02.15**

Crystal Engineering of Quaternary Ammonium Salts of a Morphinan Opioid Modulator: Impact of Hydration Behavior on Form Selection. Mark Oliveira, Magali Hickey, Mark Tawa, Julius Remenar, Carlos Sanrame, Cherie Guo, Kenneth Hardcastle, Bruce Foxman, Orn Almarsson.

**04:50-05:10pm 05.02.16**

The Fascinating World of Tautomers and Their Crystal Structures. Aurora J. Cruz-Cabeza, Colin R. Groom.

## 08.13 Evolution of Powder Diffraction Software: In Honor of Lachlan Cranswick

Chair: Peter Stephens  
D1

**09:10-09:35am** **08.13.1**  
CMPR, EXPGUI and Lachlan. Brian Toby.

**09:40-10:00am** **08.13.2**  
Visualization of Diffraction Volumes of Polycrystalline Materials Using Max3D. Jim Britten, Weiguang Guan, Victoria Jarvis.

**10:00-10:30am** Coffee Break

**10:30-10:50am** **08.13.3**  
SRREAL - An Open-Source Toolbox for Real-Space Structure Analysis. Pavol Juhas, Christopher Farrow, Simon Billinge.

**10:55-11:15am** **08.13.4**  
Method Development and Applications of Structure Envelope Generation for Structure Solution of MOF Materials. Andrey A. Yakovenko, Joseph H. Reibenspies, Nattamai Bhuvanesh, Hong-Cai Zhou.

**11:20-11:40am** **08.13.5**  
The Impact of the Fundamental Parameters Approach on NIST Powder Diffraction SRMS. Jim Cline, Katherine Mullen, David Black, Donald Windover, Albert Henins.

**11:45-12:05pm** **08.13.6**  
Software Enabling Science: Nanostructure From Diffraction. Simon Billinge.

## 03.01 Challenges and Opportunities in Structure Based Drug Discovery

Chair: Nickolay Chirgadze  
Maurepas

**01:30-02:00pm** **03.01.1**  
Diversity Assessment and Design of Efficient Fragment Libraries Using the PDB and Enumeration of Protein Binding Motifs. John Badger.

**02:00-02:30pm** **03.01.2**  
Discovery of Novel Fragment Inhibitors of Acetyl Coa Carboxyltransferase. Felix Vajdos, Marie Anderson, Kris Borzilleri, Venkataraman Thanabal.

**02:30-03:00pm** **03.01.3**  
Managing 2D and 3D Ligand Fragments From Disparate Large Resources for Structure Based Drug Discovery. Talapady Bhat.

**03:00-03:30pm** Coffee Break

**03:30-04:00pm** **03.01.4**  
Structures of Human Hepatitis C Virus Ns5B Polymerase With Inhibitors Bound to the P495 and Primer Grip Sites Reveal Enzyme Flexibility. Steven Sheriff, Changhong Wan, Kevin Kish, Daniel Camac, Chong-Hwan Chang, Brett Beno, Xiaofan Zheng, Robert Gentles, Min Ding, Louis Chupak, Paul Morin, Mark Witmer, Thomas Hudyma, Feng He, Michael Poss, John Kadow, Karen Rigat, Ying-Kai Wang, Robert Fridell, Julie Lemm, Dike Qiu, Mengping Liu, Stacey Voss, Lenore Pelosi, Susan Roberts, Min Gao, Jay Knipe.

**04:00-04:30pm** **03.01.5**  
A Novel Strategy for Studying the X-Ray Crystal Structures of Nucleic Acid-Small Molecule Complexes. Jia Sheng, Jozef Salon, Julianne Caton-Williams, Abdalla Hassan, Wen Zhang, Jianhua Gan, Lina Lin, Huiyan Sun, Zhen Huang.

**04:30-05:00pm** **03.01.7**  
Small Molecules in Protein Structures. David Cooper, Maksymilian Chruszcz, Marcin Cymborowski, Przemek Porebski, Igor Shumilin, Heping Zheng, Wladek Minor.

## 08.12 Macromolecular Assemblies

Chair: Chris Hill

Borgne  
*sponsored, in part, by Area Detector Systems and Rigaku*

**01:30-02:06pm** **08.12.1**  
Structural Basis for Nucleosome Recognition by the RCC1 Chromatin Factor. Song Tan, Ravindra Makde, Joseph England, Jiehuan Huang, Hemant Yennawar.

# **WEDNESDAY, JUNE 1**

**02:06-02:24pm** **08.12.2**  
Structure of Hibiscus Latent Singapore Virus by Fiber Diffraction: a Non-Conserved His122 Contributes to Coat Protein Stability. Kunchithapadam Swaminathan, Sunil Kumar Tewary, Toshiro Oda, Amy Kendall, Wen Bian, Gerald Stubbs, Sek-Man Wong.

**02:24-02:42pm** **08.12.3**  
Structural Insights Into Holoenzyme Assemblies and Substrate Preferences of Biotin-Dependent Carboxylases. Christine Huang, Liang Tong.

**02:42-03:00pm** **08.12.4**  
Structural Basis for Cooperative Recognition of RNA by NUSB and NUSE During Transcription Antitermination. Jason R. Stagno, Amanda S. Altieri, Mikhail Bubunencko, Sergey G. Tarasov, Jess Li, Donald L. Court, R. Andrew Byrd, Xinhua Ji.

**03:00-03:30pm** Coffee Break

**03:30-04:06pm** **08.12.5**  
Structure of the HIV Capsid. Owen Pornillos, Barbie Ganser-Pornillos, Mark Yeager.

**04:06-04:24pm** **08.12.6**  
The Crystal Structure of a Novel Scaffolding Unit of the Nuclear Pore Complex: a Low-Resolution Odyssey. Silvija Bilokapic, Kana-galaghatta Rajashankar, Thomas Schwartz.

**04:24-05:00pm** **08.12.7**  
Dynamic Structural Mechanisms Underlying Ubiquitin-Like Protein Conjugation. Brenda Schulman.

## **08.14 Diffraction Studies of Magnetic Materials**

Chair: Clarina De La Cruz  
D1

**01:30-01:55pm** **08.14.1**  
Magnetic and Structural Properties of Iron-Based Superconductors. Jeffrey Lynn.

**01:55-02:20pm** **08.14.2**  
Superconductivity in Iron Chalcogenides. Mark Green.

**02:20-02:35pm** **08.14.3**  
Small Angle Neutron Scattering Studies of KFe<sub>2</sub>As<sub>2</sub>. Lisa DeBeer-Schmitt, Hazuki Kawano-Furukawa, Alistair Cameron, Richard Heslop, Jon White, Charlotte Bowell, Ken Littrell, Jorge Gavilan, E. M. Forgan.

**02:35-03:00pm** **08.14.4**  
On the Superspace Symmetry of Incommensurate Magnetic Structures and its Applications. Manuel Perez-Mato, Jose Luis Ribeiro, Vaclav Petricek, Mois Aroyo.

**03:00-03:30pm** Coffee Break

**03:30-03:55pm** **08.14.5**  
Geometrically Frustrated Magnetism - a New Route to Room Temperature Spintronics. Andrew Wills, Laura Fenner.

**03:55-04:20pm** **08.14.6**  
Twist the Magnetism in the Multiferroic Mn<sub>1-x</sub>MxWO<sub>4</sub> (Me: Fe, Zn, Co). Feng Ye, Songxue Chi, Huibo Cao, Jaime Fernandez-Baca, Y.-Q. Wang, Bernd Lorenz, C.W. Chu.

**04:20-04:35pm** **08.14.7**  
Phase Separation and Phase Transitions in Multiferroic K<sub>3</sub>Fe<sub>5</sub>F<sub>15</sub>. Sandra Reisinger, Philip Lightfoot, Marc Leblanc, Anne-Marie Mercier.

**04:35-05:00pm** **08.14.8**  
Coupling of Magnetic and Ferroelectric Hysteresis by a Multi-Component Magnetic Structure in Mn<sub>2</sub>GeO<sub>4</sub>. Jonathan White, T. Honda, T. Kimura, Ch. Niedermayer, O. Zaharko, A. Poole, B. Roessli, V. Yu. Pomjakushin, M. Kenzelmann.

**05:00-05:15pm** **08.14.9**  
Elastic Neutron Scattering Study of Single Crystal BaMnO<sub>3</sub> and its Doped Compounds. Songxue Chi, Feng Ye, Huibo Cao, Jaime Fernandez-Baca, Gang Cao.



Registration Desk.....	07:30am .....	Napolean Foyer
Speaker Ready Room.....	07:30am .....	Oakley, 4th floor
Council Meeting Room.....	07:30am .....	Nottoway, 4th floor

## SP.05 Plenary Lecture: Ned Seeman, New York University D2-D3

**08:00-08:50am** **SP05.1**  
DNA: Not Merely the Secret of Life. Ned Seeman.

## 08.15 Data Processing with the Pros

Ed Collins & Andy Torelli

Borgne

*sponsored, in part, by DECTRIS, Ltd., Rayonix and Rigaku*

**09:00-09:30am** **08.15.1**  
Data Processing With XDS. Kay Diederichs.

**09:30-10:00am** **08.15.2**  
Mosflm & iMosflm. Harry Powell, Andrew Leslie.

**10:00-10:30am** Coffee Break

**10:30-11:00am** **08.15.3**  
Professional Results From Diffraction Images With D\*Trek. James Pflugrath.

**11:00-11:30am** **08.15.4**  
Tools for Working With Problematic Protein Crystals in the Proteum Software Suite. Matthew Benning.

**11:30-12:00pm** **08.15.5**  
Processing "Difficult" Data With Hkl-2000/Hkl-3000. Wladek Minor, Marcin Cymborowski, Zbyszek Otwinowski, Maksymilian Chruszcz, Dominika Borek.

## 08.16 Earth Materials

Chairs: John Parise & Ian Swainson

D1

**09:00-09:20am** **08.16.1**  
Sulfate Minerals in Extreme Environments: From Toxic Mine Waste to the Salars of the High Andes to the Surface of Mars. Ron Peterson.

**09:20-09:40am** **08.16.2**  
High Pressure Transformations in Clathrate Materials. Chris Tulk, Dennis Klug, Antonio Moreira dos Santos, Jorg Neufeind, Veijo Honkimaki, Jamie Molaison, Neelam Pradhan.

**09:40-10:00am** **08.16.3**  
New Insights Into the Structure of Amorphous Calcium Carbonate From Neutron and X-Ray Scattering Investigations. Alejandro Fernandez-Martinez, Yandi Hu, Young-Shin Jun, Glenn Waychunas.

**10:00-10:30am** Coffee Break

**10:30-10:45am** **08.16.4**  
Mendeleevite-(Ce), a New Mineral and a Potential New Microporous Material. Elena Sokolova, Frank Hawthorne, Leonid Pautov, Atali Agakhanov, Vladimir Karpenko.

**10:45-11:00am** **08.16.5**  
Short-Range Constraints on Chemical and Structural Variations in Bavenite. Frank Hawthorne, Aaron Lussier.

**11:00-11:15am** **08.16.6**  
Braitschite: a Crystallographic Challenge and a Structure to Show for It. Clare Rowland, Christopher Cahill, Jeffrey Post.

**11:15-11:30am** **08.16.10**  
*In-situ* Study of Kerogen Release and Metamorphism in Oil Shale by SANS. Kenneth

# THURSDAY, JUNE 2

---

Littrell, Gernot Rother, David Cole, Larry Anovitz, Lisa DeBeer–Shmitt.

**11:30-11:45am** **08.16.11**

X-Ray Analysis of Ferrous and Manganese-Ferrous Ores From Lakes and Marshes of Vologda Region. Nikolay Fedorchuk, Anton Chuev, Anatoly Pichurin.

**11:45-12:00pm** **08.16.12**

Hydrated Sodium-Magnesium Sulfate Minerals Associated With Inland Saline Systems. Evelyne Leduc, R.C. Peterson.

## **08.17 Combined Techniques for Determining the Structure of Complexes and RNAs in Solution**

Chairs: Yun-Xing Wang & John Tainer  
Maurepas

**09:00-09:25am** **08.17.1**

Accurate Conformations, Assemblies and Structures of Macromolecules in Solution by X-Ray Scattering (SAXS) Combined With Crystallography. John Tainer, Robert Rambo, Greg Hura, Michal Hammel.

**09:30-09:55am** **08.17.2**

Solution Structure of the 128 kDa Enzyme I Dimer from *Escherichia coli* and its 146 kDa Complex With HPr Using Residual Dipolar Couplings and Small and Wide Angle X-Ray Scattering. Marius Clore, Yuki Takayama, Alexander Grishaev, Jeong-Yong Suh, Charles Schwieters.

**10:00-10:25am** **08.17.3**

Combined Use of SAXS and NMR for Structural Determination of Large RNAs and RNA Complexes in Solution. Xiaobing Zuo, Jinbu Wang, Ping Yu, Yun-Xing Wang.

**10:30-10:55am** **08.17.4**

Solution X-ray Scattering Data in Structure Determination: Application to Macromolecular Assemblies. Alexander Grishaev, Charles Schwieters, Marius Clore, Ad Bax.

**11:05-11:20am** **08.17.5**

Quantitative Assessments of Flexibility and Validation of Biopolymer Models Using the Porod-Debye Law. Robert Rambo, John Tainer.

**11:25-11:40am** **08.17.6**

Integrative Structure Determination of the Components of the Nuclear Pore Complex by X-ray Crystallography, Small Angle X-Ray Scattering, Electron Microscopy, and Comparative Modeling. Seung Joong Kim, Parthasarathy Sampathkumar, Javier Fernandez-Martinez, Jeremy Phillips, Dina Schneidman, Tsutomu Matsui, Hiro Tsuruta, Michael Sauder, Michael Rout, Andrej Sali.

**11:45-12:00pm** **08.17.7**

Time-Resolved SAXS Studies Revealed Crucial Roles of Autoproteolysis in a T=4 Virus Maturation. Tsutomu Matsui, John Johnson, Hiro Tsuruta.

**12:05-12:20pm** **08.17.8**

Elucidating the Substrate Interaction Mechanism of the Hsp90 Molecular Chaperone. Timothy Street, Laura Lavery, David Agard.

## **08.18 Small Molecule Molecular Machines**

Chair: Christopher Incarvito  
D2-D3

*sponsored, in part, by Yale University*

**09:00-09:30am** **08.18.1**

Mechanical Properties in Supramolecular Assemblies. Jeremiah Gassensmith.

**09:30-10:00am** **08.18.2**

Ultra-Fast Rotors for Molecular Machines and Functional Materials Via Halogen Bonding: Crystals of 1,4-Bis(Iodoethynyl)Bicyclo[222]Octane With Distinct Gigahertz Rotation at Two Sites. Cortnie Vogelsberg, Cyprien Lemouchi, Leokadiya Zorina, Sergey Simonov, Patrick Batail, Stuart Brown, Miguel Garcia-Garibay.

**10:00-10:30am** Coffee Break

**10:30-11:00am** **08.18.3**  
Towards a Hydrogen Bond Molecular Switch. Carla Daly, Anita R. Maguire, Simon E. Lawrence.

**11:00-11:30am** **08.18.4**  
Recent Advances in the Design and Characterization of Amphidynamic Crystals and Molecular Machines. Miguel Garcia-Garibay.

**11:30-12:00pm** **08.18.5**  
Copper-Complexed Rotaxane Struts in a Metal-Organic Framework. Gokhan Barin, Ali Coskun, Mohamed Hmadeh, Omar Yaghi, Fraser Stoddart.

## **02.02 General Interest-II**

Chair: Allen Oliver  
D1

**01:30-01:45pm** **02.02.1**  
Applications of Two-Dimensional X-Ray Diffraction on Single-Crystal CCD Instruments. Charles Campana, Baoping Bob He, Brian Jones, Holger Cordes.

**01:45-02:00pm** **02.02.2**  
High-Brilliant X-Ray Sources for Chemical and Biological Crystallography in the Home Lab: An Update. Juergen Graf, Carsten Michaelsen, Matthew Benning.

**02:00-02:15pm** **02.02.3**  
The WWPDB X-Ray Validation Task Force, Low-Resolution Model Accuracy, and Visualizing Clusters of Local Error. Bradley Hintze, Christopher Williams, Jane Richardson, David Richardson.

**02:15-02:30pm** **02.02.4**  
Data Quality in Area Detector Diffraction Experiments. Mathias Meyer.

**02:30-02:45pm** **02.02.5**  
Better Instrument Design for Better Data. Michael Ruf, Gary Bryant, Joerg Kaercher, Detlef Bahr, Christoph Ollinger, Brian Michell.

**02:45-03:30pm** Coffee break

**03:30-03:50pm** **02.02.6**  
Ribosomal Protein S19, a Rosetta Stone of Speciation. William Duax, Robert Huether, David Dziak.

**03:50-04:20pm** **02.02.7**  
Nucleation and Crystallization Kinetics in Powders Probed by Second Order Nonlinear Optical Imaging of Chiral Crystals (SONICC). Garth Simpson.

**04:20-04:30pm** **02.02.8**  
Acoustic Liquid Handling Applied to Protein Crystallography—Miniaturizing, Formulating, Transferring, Seeding, Monitoring, & LCP Formation. Joe Olechno, Sammy Datwani, Brent Eaton, Rich Ellson.

**04:30-04:50pm** **02.02.9**  
Random Microseeding: a Theoretical and Practical Exploration of the Microseed Matrix Screening (MMS) Method, with New Recommendations for Achieving Crystallization Success. Patrick D. Shaw Stewart, Richard A. Briggs, Stefan A. Kolek, Peter Baldock.

## **08.19 Phasing and Refinement for Dummies: No Book Required**

Chairs: Ed Collins & Andy Torelli  
Borgne

*sponsored, in part, by Rigaku*

**01:00-02:15pm** **08.19.1**  
Automated Processing With Added Value. Clemens Vonrhein, Claus Flensburg, Peter Keller, Wlodek Paciorek, Andrew Sharff, Oliver Smart, Thomas Womack, Gerard Brignone.

**02:15-03:00pm** **08.19.2**  
Picking the Low-Hanging Fruit With SHELXC/D/E. George Sheldrick.

**03:00-03:30pm** Coffee Break

# THURSDAY, JUNE 2

---

**03:30-04:15pm** **08.19.3**  
Macromolecular Refinement Program - REF-MAC. Garib Murshudov.

**04:15-05:00pm** **08.19.4**  
Crystallographic Structure Solution Using Phenix. Pavel Afonine.

## **08.21 New Bio-Science from Emerging Opportunities and Sources**

Chair: Bob Sweet  
Maurepas

**01:30-01:53pm** **08.21.1**  
Femtosecond Nanocrystallography of Membrane Proteins. Petra Fromme.

**01:53-02:15pm** **08.21.2**  
Pushing the Boundaries of Resolution and Accuracy of Macromolecular Structures Using Neutron and X-Ray Diffraction. Julian Chen, Paul Langan, Christina Hoffmann, Stephen Ginell.

**02:15-02:38pm** **08.21.3**  
*In situ* Coherent Diffraction Imaging of Cellulose Crystals. Lee Makowski, Jyotsana Lal, Ross Harder, Ian Robinson.

**02:38-03:00pm** **08.21.4**  
Neutron Structure of Type-III Antifreeze Protein Leads to a Model of AFP-ICE Interface. Alberto Podjarny, Howard Eduardo, Matthew Blakeley, Michael Haertlein, Isabelle Petit-Haertlein, Andre Mitschler, Stuart Fisher, Alexandra Cousido-Siah, Alexandre Popov, Tania Petrova.

**03:00-03:30pm** Coffee Break

**03:30-03:53pm** **08.21.5**  
Combining Joint X-Ray/Neutron Crystallography and Quantum Enzymology (Quene) to Study Enzyme Mechanisms. Andrey Kovalovsky, Matt Challacombe, Nicolas Bock, Zoe Fisher, Marat Mustyakimov, Paul Langan.

**03:53-04:15pm** **08.21.6**  
Higher Energy Beamlines, a New Paradigm for Macromolecular Crystallography. Roger Fourme, Eric Girard, Richard Kahn.

**04:15-04:38pm** **08.21.7**  
Long-Wavelength Macromolecular Crystallography - Challenges and Opportunities. Armin Wagner.

**04:38-05:00pm** **08.21.8**  
Next Generation X-Ray and Neutron Macromolecular Refinement Using a Polarizable Force Field. Timothy Fenn, M.J. Schnieders, M. Mustyakimov, C. Wu, P. Langan, V.S. Pande, A.T. Brunger.

## **TR.01/05.01 Transactions continued & More Cool Structures**

Morning Chair: Jason Benedict  
D2D-3

**01:30-01:50pm** **TR.01/05.01.1**  
On the Use of Calculated Adps for Charge-Density Analysis of Normal-Resolution Data. Birger Dittrich.

**01:50-02:10pm** **TR.01/05.01.2**  
Thermal Motion in Charge Density Studies Revisited. Alan Pinkerton, Vladimir Zhurov, Elizabeth Zhurova.

**02:10-02:30pm** **TR.01/05.01.3**  
Determination of Time-Resolved Structural Changes of Dissolved Molecules With Xfel Radiation. Dilano Saldin, Hin-Cheuck Poon, Marius Schmidt, John Spence.

**02:30-02:45pm** **TR.01/05.01.4**  
Thermal and Photocrystallographic Studies on a Nickel-Nitro Complex. Lauren Hatcher, Mark Warren, Paul Raithby.

**02:45-03:00pm** **TR.01/05.01.5**  
Use of Imagine for Charge Density Studies. Parthapratim Munshi, Flora Meilleur, Tibor Koritsanszky, Robert Blessing, Bryan Chakoumakos, Dean Myles.

03:00-03:30pm Coffee break

Afternoon Chair: Jeanette Karuse

**03:30-03:45** **TR.01/05.01.6**  
The Day I Broke SHELX, and Other Synchrotron Anecdotes. Christine Beavers, Spyros Perlepes, Simon Teat, Marilyn Olmstead, Patrick Gamez.

**03:45-04:00pm** **TR.01/05.01.7**  
Allostery in Human UDP-alpha-D-Glucose 6-Dehydrogenase is Mediated by Packing Defects. Zachary Wood, Renuka Kadirvelraj, Stephen Weitzel, Nicholas Sennet, Samuel Polizzi.

**04:00-04:15pm** **TR.01/05.01.8**  
Crystal Structure of New Superconducting Materials  $MxFe_{2-x}/2Se_2$ : Twinning vs. Disorder. Peter Zavalij, Mark Green.

**04:15-04:30pm** **TR.01/05.01.9**  
Addressing Data Collection and Structure Solution Challenges From Light-Atom Clathrates With Very Large Z'. Jesse Rowsell, Matthias Zeller, Charles Campana.

**04:30-04:45pm** **TR.01/05.01.10**  
Three New Endohedral Fullerenes,  $Sm_2@C_{88}$ ,  $Sm_2@C_{90}$ , and  $Sm_2@C_{92}$ . Marilyn Olmstead, Brandon Mercado, Christine Beavers, Alan Balch, Hua Yang, Ziyang Liu.

**04:45-05:00pm** **TR.01/05.011**  
(1,2,3-Trimethylpyridinium)  $2Cu_5Cl_{10}$ -Linear Pentacopper(II) Complexes Crosshatched to Form an Egg-Tray Template. Marcus Bond.

## FRIDAY, JUNE 3

### 2012 Boston Meeting Planning Session

08:30am

Grand Chenier, 5th floor

# POSTER PRIZES

---

## **Pauling Poster Prize, Canadian and IUCr Poster Prize**

The Pauling Poster Prize was established by the ACA, and is supported by member contributions, to honor Linus Pauling. Pauling was one of the pioneers in American structural research and was very supportive of the ACA. At each annual meeting, the five best graduate or undergraduate poster presentations receive Pauling awards. Each award consists of \$200, a complimentary banquet ticket, and a copy of a Linus Pauling book. An additional Pauling Prize sponsored by the Canadian Division of the ACA and the Canadian National Committee of the IUCr, will be given to the highest ranked graduate or undergraduate poster from a Canadian laboratory. Honorable mention awards for this prize are also made; they consist of a complimentary banquet ticket. IUCr Poster Prize: The IUCr Executive Committee is pleased to continue a series of IUCr awards presented at meetings of the regional affiliates and national crystallographic associations. The award is complimentary online access to all IUCr journals for one year or a complimentary volume of International Tables or other IUCr publication.

## **Journal of Chemical Crystallography Prize**

The best student poster presentation in the area of chemical crystallography or small molecule structure determination and analysis is sponsored by Springer's Journal of Chemical Crystallography <[www.springer.com](http://www.springer.com)>. The winner will receive their personal choice of books from Springer's extensive portfolio of titles.

## **RCSB Protein Data Bank Poster Prize**

This prize recognizes a student poster presentation involving macromolecular crystallography. The award will be two educational books that will be mailed to the winner after the meeting. An announcement will appear on the RCSB PDB website and newsletter. For more information, see [www.rcsb.org/pdb](http://www.rcsb.org/pdb)

## **CrystEngComm Poster Prize**

CrystEngComm (published by the Royal Society of Chemistry) is very pleased to sponsor a prize to be awarded to the best student poster presentation in the area of crystal engineering /supramolecular chemistry. The winner will receive an RSC book voucher and an announcement will be posted on the CrystEngComm website (<http://www.rsc.org/Publishing/Journals/CE/about.asp>) shortly after the conclusion of the ACA meeting.

## **Oxford Cryosystems Low Temperature Poster Prize**

This prize is open to all participants and is awarded to the best poster describing work in low temperature crystallography. The winner will receive a cash prize donated by Oxford Cryosystems, Inc.

## **American Chemical Society's International Year of Chemistry Poster Prize**

The ACA is happy to announce a special poster prize for 2011- The American Chemical Society's International Year of Chemistry Poster Prize. The award (an IPOD-Nano) is intended to recognize an outstanding poster contribution from a junior scientist (undergrad, grad or post-doc) in the area of Chemical Crystallography, or who has used crystallography to solve a chemical problem. The ACA gratefully acknowledges the American Chemical Society ([www.acs.org/international](http://www.acs.org/international)) for this opportunity.

## POSTER HANGING INSTRUCTIONS

Posters beginning with **S** should be assembled before 05:00pm on Sunday and be removed at the conclusion of the poster session at 7:30pm.

Posters beginning with **M** should be assembled before 05:00pm on Monday and be removed at the conclusion of the poster session at 7:30pm.

Posters beginning with **T** should be assembled before 05:00pm on Tuesday and be removed at the conclusion of the poster session at 7:30pm.

**Please be present at your poster from 5:30 - 7:30pm on the day to which you are assigned and remove your poster at the end of the session.**

## Sunday Posters

- S01  
Growing Lysozyme Crystals for Neutron Diffraction Beamlines. Elena Magay, Yoon Tae-Sung.
- S03  
X-Ray Structure and Dft Calculations of Methyl 5-Acetyl-2-Hydroxybenzoate. H.C. Devarajegowda, Waleed Fadl Ali Al-eryani, Ravish Sankolli, Suresh Babu Vepuri, M. Vinudvahini, H.K. Arunkashi.
- S04  
Crystal Structure of N-(4-Heptylphenyl) Acetamide. M VINDUVAHINI, H.C. Devarajegowda, Fadl Ali Al-eryani Waleed, H.T. Srinivasa.
- S05  
Synthesis and Crystal Structure of the Double Perovskites  $A_2B_2O_6$ , With  $a = Ba^{2+}$  and  $Pb^{2+}$  and  $B = Mn^{2+}, Co^{2+}, Ni^{2+}, Cu^{2+}$  and  $Zn^{2+}$ . Diego Franco, Cecilia Blanco, Raul Carbonio.
- S06  
The Role of Ing4 and Ing5 Tumor Suppressors in Chromatin Remodeling and Disease. Karen Glass, Nehme Saksouk, Pedro Pena, Kyle Johnson, Tiffany Hung, Xiang-Jiao Yang, Jacques Cote, Or Gozani, Tatiana Kutateladze.
- S08  
Angular Tetrachloro[6]Phenylene: a Step Toward Circular Phenylenes. Alexandr Fonari, Tatiana Timofeeva, Hao Shen, Peter Vollhardt.
- S09  
Joint X-Ray and Neutron Crystallography at the Protein Crystallography Station. Zoe Fisher, Andrey Kovalevsky, Marc Michael Blum, Marat Mustyakimov, Mary Jo Waltman, Paul Langan.
- S10  
Metal-Organometallic Frameworks. K. Travis Holman, Sayon A. Kumalah Robinson.
- S11  
Structural Determinants of Tobacco Vein Mottling Virus Protease Substrate Specificity. David Waugh, Ping Sun, Brian Austin, Jozsef Tozser.
- S12  
Structural Basis for Promoter -10 Element Recognition by the Bacterial RNA Polymerase Sigma-Subunit. Andrey Feklistov, Seth Darst.
- S13  
Rio1 Kinase: Structure-Based Inhibitor Design and Oligomeric State Characterization. Irene Kiburu, Nicole LaRonde-LeBlanc.
- S14  
Carbonic Anhydrase: Inhibitors and Activators. Mayank Aggarwal, Fabbio Pacchiano, Balendu Avvaru, Arthur Robbins, Claudiu Supuran, Robert McKenna.

## Posters-S

---

- S15  
Interactions of Toll-Like Receptors (TLR1 and TLR2) With a Heat-Labile Enterotoxin B Pentamer (LT-IIb-B5) Using SAXS and Crystal Structures of Surface Mutants of LT-IIb-B5. Vivian Cody, Jim Pace, Tom Grant, Joe Luft, Edward Snell, Terry Connell, Hesham Nawar, George Hajishengallis.
- S16  
Potential Model Complexes for Nickel Super-oxide Dismutase. Tom Mwanja, David Eichhorn.
- S17  
Hints for Refining Low-Resolution Protein X-Ray Structures. Vishal Koparde, Glen Kellogg, Neil Scarsdale.
- S18  
Alkali Metal-Coordination Cages for Selective Sulfate Binding and Separation. Arbin Rajbanshi, Arbin Rajbanshi, Bruce A. Moyer, Radu Custelcean.
- S19  
Structural Basis for 5'-Nucleotide Base-Specific Recognition of Guide RNA by Human AGO2. Filipp Frank.
- S20  
Wanted Defects and Distortions!. Melissa Menard, Gregory T. McCandless, Kandace R. Thomas, Julia Y. Chan.
- S21  
X-Ray Crystallography and Isothermal Titration Calorimetry Studies of the Salmonella Zinc Transporter ZntB. Qun Wan.
- S22  
SCrALS: Challenging Samples, Straightforward Solution - the Continuing Story. Allen Oliver, Jeanette Krause.
- S23  
Automating Low Volume Protein Crystallography Set-Ups Using Mosquito. Joby Jenkins, Ben Schenker, Rob Lewis, Chloe Carter.
- S24  
Crystal Structure of Get4/Get5 Complex and Its Interactions With Sgt2, Get3 and Ydj1. Shwan-Deng Hsiao, Yi-Wei Chang, Yuh-Ju Sun, Chung Wang.
- S25  
The Use of Co-Crystals for the Determination of Absolute Stereochemistry. Kevin Eccles, Rebecca Deasy, Laszlo Fabin, Anita Maguire, Simon Lawrence.
- S26  
X-Ray Structural Studies of Novel Dicyanomethylidene Chromophores. Joel Zazueta, Paul Tongwa, Alexandr Fonari, Ilya Kosilkin, Emily Hillenbrand, Marina Fonari, Larry Dalton, Tatiana Timofeeva.
- S27  
Diamond Hard-Wearing in Nuclear Reactor Core. Boris Udovic.
- S28  
Crystal Engineering the Covalent Bond. Leonard MacGillivray.
- S29  
Structural Characterization of An Unusual Heme Cofactor in Hydroxylamine Oxidoreductase. Peder Cedervall, Alan Hooper, Carrie Wilmot.
- S30  
Synthesis and Structural Characterisation of Pt(II) Complexes With Non-Covalent Interactions. Sara Fuertes, Simon K. Brayshaw, Mark W. Warren, Paul R. Raithby.
- S31  
Non Ambient Crystallographic Studies of Dithienylethene Optical Molecular Switches. Christopher Woodall, Paul Raithby, David Allan.
- S34  
Controlling the Negative Thermal Expansion and Compressibility of ScF3 Through Cation Substitution. Cody R. Morelock, Benjamin K. Gre, Angus P. Wilkinson.



- S35  
Crystal Structures of Histone and P53 Methyltransferase SmyD2 Reveal a Conformational Flexibility of the Autoinhibitory C-Terminal Domain. Yuanyuan Jiang, Nualpun Sirinupong, Joseph Brunzelle, Zhe Yang.
- S36  
Biochemical and Crystallographic Studies of the Type III Secretion Translocator Sipb and Its Chaperone Sica From *Salmonella enterica*. Amit Priyadarshi, Liang Tang.
- S37  
Structural Insights Into the Binding Mechanism of (R)- and (S)-Naproxen With Cyclooxygenase-2. Surajit Banerjee, Kelsey C. Duggan, Daniel J. Hermanson, Joel Muse, Jeffery J. Prusakiewicz, Jami L. Scheib, Bruce D. Carter, John A. Oates, Lawrence J. Marnett.
- S38  
Structural Insights Into the Autoinhibition and Posttranslational Activation of Histone Methyltransferase SmyD3. Nualpun Sirinupong, Nualpun Sirinupong, Joseph Brunzelle, Ernada Doko, Zhe Yang.
- S39  
G-Rob: a Flexible, Multitask 6-Axis Robotic-Arm Based Systems for Crystallography. Jean-Luc Ferrer, Xavier Vernede, Jacques Joly, Florian Bouis, Nathalie Larive, Pierre Mazel, Pierrick Rogues, Jean-Loup Rechatin, Yaser Heidari, Michel Pirocchi.
- S41  
Insights Into Phenyl Motion During the Racemization of Mandelate by Mandelate Racemase. Adam Lietzan, Elise Pellmann, Mitesh Nagar, Jennifer Bourque, Stephen Bearne, Martin St Maurice.
- S42  
C-H vs. N-H as H-Bond Donors in Cyano-Substituted Phenylhydrazones. William Ojala, Shakeyla Barber, Emily Rohkohl, Charles Ojala.
- S43  
Molecular Bases of Enantioselectivity of Haloalkane Dehalogenase DbjA. Yukari Sato, Zbynek Prokop, Jan Brezovsky, Ryo Natsume, Yuji Nagata, Jiri Damborsky, Toshiya Senda, Radka Chaloupkova.
- S44  
Comparison of the Molecular Structures of  $\mu$ -oxo Iron(III) Porphyrin Malaria Pigment Model Compounds. Saifon Kohnhorst, Kenneth Haller.
- S45  
Water Dimers in the Structure of NiV2O6 2H2O. Aungkana Chatkon, Kenneth Haller.
- S47  
Disorder in the Dihydrate of a Derivative of Acyclovir. Montha Meepruk, Kenneth Haller.
- S48  
Best Data Collection Strategies in Practice. Gleb Bourenkov, Alexander Popov.
- S49  
Relationship of Structure and Luminescence Property in Nanoporous Metal Phosphates and Phosphites. Sue-Lein Wang.
- S50  
Structural Characterization of Lead Hydroxyapatite. Oratai Saisard, Kenneth J. Haller.
- S51  
CO<sub>2</sub> Separation and Hydrogen Storage Properties of Copper and Silver Exchanged Zeolites for Clean Energy Applications. Matthew Hudson, Wendy L. Queen, Craig M. Brown, Dustin W. Fickel, Bharat Boppana, Raul F. Lobo.
- S53  
Structure and Properties of Hybrid O-Me<sub>2</sub>TTF Salts Containing Halide, Linear, Polyoxometalate and Cyanometalate Anions. Eric Reinheimer, Hanhua Zhao, Andrey Prosvirin, Codi Sanders, Marc Fourmigue, Kim Dunbar.

## Posters-S

---

- S54  
Dispositions of the Rod-Like Solvates Cs<sub>2</sub> and I<sub>2</sub> in the Nanotubular-Like Packing of C70 Structures. Faye Bowles, Marilyn Olmstead, Alan Balch.
- S55  
The Role of Total Scattering and Multiscale Modeling in the Technological Development of Geopolymer Concrete. Claire White, John Provis, Neil Henson, Katharine Page, Thomas Proffen, Jannie van Deventer.
- S56  
Montmorillonite Modification by Cationic Surfactants. Ana Bianchi, M Fernandez, M Pantanetti, Raul Vina, Iris Torriani, Rosa M. Sanchez, Graciela Punte.
- S57  
Confocal Microscopy on the Beamline: Novel 3D Imaging and Sample Positioning. Imran Khan, Warren Zipfel, Rebecca Williams, Richard Gillian, Ulrich English.
- S58  
Structural Insights Into Substrate Specificity in Two Copper Amine Oxidases From *Hansenula polymorpha*. Valerie Klema, Cindy Chang, Bryan Johnson, Minae Mure, Judith Klinman, Carrie Wilmot.
- S59  
Insights Into the Lithiation of Nano-Sized alpha-Fe<sub>2</sub>O<sub>3</sub>: a Combined X-Ray Absorption Spectroscopy and Pair Distribution Function Study. Badri Shyam, Karena Chapman, Swati Pol, Robert Klingler, Mahalingam Balasubramanian, Steve Heald, Giselle Sandi-Tapia, George Srajer, Peter Chupas.
- S60  
Mail-In Crystallography: Convenient Use of the Canadian Macromolecular Crystallography Facility. Shaunivan Labiuk, James Gorin, Kathryn Janzen, Michel Fodje, Pawel Grochulski.
- S61  
X-Ray Study of Mono- and Di-Carbonyl-Bridged Tricyclic Heterocyclic Acceptors. Bhupinder Sandhu, Paul Tongwa, Yulia Getmanenko, Seth Marder, Tatiana Timofeeva.
- S62  
Differential Effects of Substrates and Substrate Analogues on the Conformational States of the Bacterial Cell Wall Biosynthetic Enzyme Mura. Jin-Yi Zhu, Yan Yang, Stephanie Betzi, Ernst Schonbrunn.
- S63  
Status of Three Proposed MX Beamlines at NSLS-II. Dieter Schneider, Marc Allaire, Lonny Berman, Mark Chance, Wayne Hendrickson, Annie Heroux, Jean Jakoncic, Qun Liu, Lisa Miller, Allen Orville. Howard Robinson, Wuxian Shi, Alex Soares, Vivian Stojanoff, Deborah Stoner-Ma, Robert Sweet.
- S64  
Data Processing and Assessment of Quality in Time-Resolved Laue Diffraction of Excited Species of the Organometallic Complex Rh<sub>2</sub>(M-Pnp)<sub>2</sub>(Pnp)<sub>2</sub>Bph<sub>4</sub>. Anna Makal, Jason Benedict, Jaroslaw Kalinowski, Jesse Sokolow, Elzbieta Trzop, Philip Coppens.
- S65  
Effect of Supramolecular Structure on Molecular Structure in a Titanium(III) Oxalate Dimer: Ti<sub>2</sub>((-C<sub>2</sub>O<sub>4</sub>)(C<sub>2</sub>O<sub>4</sub>)<sub>2</sub>(H<sub>2</sub>O)<sub>6</sub> 2H<sub>2</sub>O. Or-rasa In-Noi, Kenneth J. Haller.
- S66  
Synthesis of Metal-Porphyrin-Framework Structures. Michelle Everett, Claudia Rawn, David Keffer.
- S67  
Recent Bio-Science From the Center for Structural Molecular Biology at Oak Ridge. Volker Urban, William Heller, Kevin Weiss, Hugh O'Neill, Sai Venkatesh Pingali, Shuo Qian, Dean Myles.

- S68  
Design of New Magnesium Coordination Networks Using Solvents as Structure Directing Agents. Debasis Banerjee, Jeffrey Finkelstein, John B. Parise.
- S69  
High Temperature X-Ray Powder Diffraction Studies of Mayenite. Claudia Rawn, Sabina Ude, Andrew Payzant.
- S70  
Solutions to Local Structural Problems in Catalysis: Combining Infrared Spectroscopy and Pair-Distribution-Function Analysis. Kevin Beyer, Haiyan Zhao, Karena Chapman, Mark Newton, Peter Chupas.
- S71  
The SER-CAT Facility Upgrade: Current Status and Future Plans. John Chrzas, John Gonczy, James Fait, Zhongmin Jin, Zheng-Qing Fu, Roderick Salazar, John Rose, Bi-Cheng.
- S72  
X8 Prospector: Using In-House Screening to Help Improve Productivity During Synchrotron Trips. Matthew Benning.
- S73  
Imagine, a Quasi-Laue Single Crystal Neutron Diffractometer at the High Flux Isotope Reactor. Flora Meilleur, Parthapratim Munshi, Tibor Koritsanszky, Robert Blessing, Bryan Chakoumakos, Dean Myles.
- S74  
Complementary Technology to the Synchrotron. Pierre Le Magueres, Angela Criswell, Joseph Ferrara, Bret Simpson.
- S75  
The Structural Biology Center User Program at the Advanced Photon Source, Argonne National Laboratory. Stephan Ginell, Randy W. Alkire, Changsoo Chang, Marianne E. Cuff, Norma E.C. Duke, Youngchang Kim, Krzysztof Lazarski, Jack Lazarz, Mike Molitsky, Bogi Nocek. J. Osipiuk, S.O. Park, G. Rosenbaum, F.J. Rotella, K. Tan, R-G. Zhang, A. Joachimiak.
- S76  
Rapid Automated Processing of Data (RAPD) Software Package. Jonathan Schuermann, David Neau, Frank Murphy.
- S77  
Improvements in High Pressure Research Capabilities on Beamline 1222 at the Advanced Light Source. Jason Knight, Alastair MacDowell, Simon Clark, Howard Padmore, Selva Raju, Bin Chen, Jinyuan Yan, Lowell Miyagi, Jane Kanitpanyacharoen, Quentin Williams.
- S78  
Structure of CFA/I Fimbriae from Enterotoxigenic *Escherichia coli*, the Bacteria that Cause Diarrhea. Rui Bao, Esther Bullitt, Stephen J Savarino, Di Xia.
- S79  
A Novel High-throughput Approach for Purification and Reconstitution of Large Multi-protein Complexes. Filippo Pullara, Monica Calero, Qiangmin Zhang, Hilary Stevenson, Guillermo Calero.

## Monday Posters

M01

High Energy Resonant XRD and Differential Atomic Pair Distribution Function Studies of Complex Materials. Valeri Petkov, Sarvjit Shastri.

M02

Real Structure of TSSG Grown Large *Barium hexaferrite* Single Crystals Studied by White Beam X-Ray Transmission Topography. Kraeusslich Juergen, Ortrud Wehrhan, Sebastian Hoefler, Carsten Dubs, Peter Goernert.

M03

Structural Insights Into the Stabilizing Contributions of Chemically- Modified Nucleic Acids. Ella Czarina Juan, Satoru Shimizu, Xiao Ma, Taizo Kurose, Tsuyoshi Haraguchi, Takeshi Kurihara, Jiro Kondo, David Williams, Akira Matsuda, Akio Takenaka.

M04

Structure and Histone Binding Properties of the Vps75-Rtt109 Chaperone-Lysine Acetyltransferase Complex. Dan Su, Qi Hu, Hui Zhou, James R. Thompson, Zhiguo Zhang, Georges Mer.

M05

On the Systematic Scaling and Merging of Multiple Crystals in Macromolecular Crystallography General Framework and First Results. James Foadi, Gwyndaf Evans, Robin Owen, Danny Axford, Wes Armour, David Waterman, Yilmaz Alguel, Alex Cameron.

M06

Structures of Inhibitor and Substrate Complexes of Golgi alpha-Mannosidase II Reveal the Basis for Fragment-Based Anti-Cancer Compounds. David Rose, Douglas Kuntz, Niket Shah, B. Mario Pinto.

M07

Inhibition of Recombinant Maltase-Glucoamylase and Sucrase-Isomaltase by Novel

Inhibitors. Kyra Jones, Lyann Sim, Sankar Mohan, Jayakanthan Kumarasamy, Hui Liu, Stephen Avery, Roberto Quezada-Calvillo, Buford L. Nichols, B. Mario Pinto, David R. Rose.

M08

Cloning and Expression of a Glycoside Hydrolase Family 31 Enzyme From *Bacteroides thetaiotaomicron*. Marcia Chaudet, David Rose.

M09

Structural Features of the Unusual Thiolase Olea That Facilitate Long-Chain Hydrocarbon Biosynthesis. Brandon Goblirsch, Janice Frias, Larry Wackett, Caroline Wilmot.

M10

Crystals From the Direct One-Pot Synthesis of Calix[4]Arenes With 1,3-Dibromopropane. Shimelis Hailu, Paul F. Hudrlik, Anne M. Hudrlik, Ray J. Butcher.

M11

Systematic Approach to Better Crystals. Qiang (James) Zhao, Qian(Frank)Wang, Tian-tang Dong, Xinjun Liu, Xiaoshu Hou, Yuanna Zhai, Yujun Han, Huili Hou, Michelle Xia, Maxwell Wang.

M12

New Approaches to Time-Resolved Structural Studies of Macromolecules. Briony Yorke, Arwen Pearson, Mike Webb, Robin Owen.

M13

Hidden Phase Transitions and Transformation Mechanisms of Nat-Topology Zeolites in T-P(H<sub>2</sub>O) Space. Hsiu-Wen Wang, David L. Bish.

M14

Structural Insights Into Pseudouridine 5'-Phosphate Glycosidase. Siyu Huang, Steven Ealick.

M15

Structure of the CMP Hydrolase, MilB, Re-

veals Basis of Substrate Recognition and Catalysis. Megan Sikowitz, Steven Ealick.

M16

Structurally Similar But Functionally Different Zu5 Repeats in Human Erythrocyte Ankyrin. Mai Yasunaga, Jonathan Ipsaro, Alfonso Mondragon.

M17

Developing the Laue Method for Multicrystal Structure Determination. Doletha Szebenyi, Donald Bilderback, Ulrich Englich, Qingqiu Huang, Chae Un Kim, Irina Kriksunov, Mark Pfeifer, Detlef Smilgies.

M18

Structural Insights in to C Rotundicauda Serine Protease Inhibitor Domain- 1: Design and Development of a Potent Thrombin Inhibitor. Pankaj Kumar Giri, Jeak Ling Ding, Kunchithapadam Swaminathan, J. Sivaraman.

M19

A Paradigm for Glycan Acquisition by the Human Distal Gut Bacteroidetes: the Starch Utilization System (Sus) of *Bacteroides Thetaiotaomicron*. Nicole Koropatkin, Elizabeth Cameron, Eric Martens, Thomas Smith, Christopher Smith, Julie Biteen, Jeffrey Gordon.

M20

Correlating Changes in Structure and Function of *Bacteroides Thetaiotaomicron* Tctx2 to Fitness During Adaptation to Minocycline. Katarzyna Walkiewicz, Milya Davlieva, Christine Sun, Matthew Pena, Kelsey Lau, Yousif Shamoo.

M21

Structure-Function Relationships Study of the Glutathione-S-Transferase Superfamily in the Saprophytic Fungus *Phanerochaete Chrysosporium*. Claude Didierjean, Pascalita Prosper, Edgar Meux, Melanie Morel, Eric Gelhaye, Guillermo Mulliert, Frederique Favier.

M22

The Crystal Structure of 2-(3-Fluoro-5-(Pyridinium-3-yl)Benzamido)-6-Methylpyridinium Dibromide. Mark Frisch, Santosh Kulkarni, Amy Hauck Newman, Jeffrey R. Deschamps.

M23

High-Flux Micro Beam Is Effective to Collect Diffraction Data From Tiny Macromolecular Crystals. Kunio Hirata, Yoshiaki Kawano, Koichi Hashimoto, Go Ueno, Takaaki Hikima, Hironori Murakami, Nobutaka Shimizu, Kazuya Hasegawa, Takashi Kumasaka, Masaki Yamamoto.

M24

Invariom Modeling of a Short Fragment of "DNA". Kevin Proepper, Julian Holstein, Birger Dittrich.

M25

The Crystal Structure of the Catalytic Domain of the Endosome-Associated Deubiquitinating Enzyme, Amsh. Christopher Davies, Lake Paul, Chittaranjan Das.

M26

Structure of Glpx Encoded Fructose 1,6 - Bisphosphatase From *M tuberculosis*. Hiten Gutka, Hiten Gutka, Cele Abad- Zapatero, Scott Franzblau, Farahnaz Movahedzadeh.

M27

Insights Into Cooperative Binding of TraM to oriT DNA From the Crystal Structure of the pED208 Plasmid TraM-sbmA Complex. Joyce Wong, Jun Lu, Ross Edwards, Laura Frost, Mark Glover.

M28

Structure of Human C8 Protein Provides Mechanistic Insight Into Membrane Pore Formation by Complement. Leslie Lovelace, Christopher L. Cooper, James M. Sodetz, Lukasz Lebioda.

M29

Structure Function Studies of Vaccinia Virus

## Posters-M

---

Host-Range Protein C7L Reveal a Unique Beta Fold Structure. Brian Krumm, Yongchao Li, Xiangzhi Meng, Yan Xiang, Junpeng Deng.

M30

Detection of Microcrystals by Second Order Nonlinear Optical Imaging of Chiral Crystals (SONICC). David Kissick, Ellen Gualtieri, Mark Hunter, Petra Fromme, Vadim Cherezov, Robert Fischetti, Garth Simpson.

M31

High-Resolution Structures Reveal Halide Ion Binding to Optogenetic Chloride Sensors Constructed by Protein Engineering Automation. Weina Wang, Joshua Grimley, Lorena Beese, Homme Hellinga.

M32

Crystal Structure of PhoP From Mycobacterium tuberculosis. Shuishu Wang, Smita Menon.

M33

Diagnosing Secondary Structure Pathologies at Low Resolution. Christopher Williams, Jane Richardson, David Richardson.

M34

D-Periodic Molecular Structure of Type II Collagen *in situ* to its Native Tissue. Joseph Orgel, Olga Antipova.

M35

Structure, Function and Evolution of the Spo0B Phosphotransferase. Shraddha Thakkar, Vidya Harini Veldore, Reha Celikel, Kottayil I. Varughese.

M36

Interactions Between HypE and HypF Hydrogenase Maturation Factors. Svetlana Petkun, Rong Shi, Yonge Li, Jean Francois Trempe, Abdalin Asinas, Christine Munger, Miroslaw Cygler.

M37

Substrate and Product Complexes of Wild Type and Mutant *E. coli* QueD. Sue Roberts,

Reid McCarty, Vahe Bandarian.

M38

Identification of Selective Enzyme Inhibitors by Small Molecule Fragment Library Screening. Alexander Pavlovsky, Geng Gao, Nina Potente, Ronald Viola.

M39

Human Udp-Xylose Synthase in Solution; Crystallographic Contacts Gone Wild. Samuel J Polizzi, Richard Walsh Jr., Zachary A. Wood.

M40

Crystal Structure of GroEL Chaperonin From *Chlorobium tepidum*. Changsoo Chang, Lance Bigelow, Norman Marshall, Brian Feldman, Gekleng Chhor, Youngchang Kim, Andrzej Joachimiak, Robert Jedrzejczak.

M41

A Detailed Catalytic Cycle for Human UDP-Glucose Dehydrogenase. Nicholas Sennett.

M42

Structure and Mechanism of Processing Alpha-Glucosidase I. Megan Barker, David Rose.

M43

Total Scattering at the Lujan Center. Katharine Page, Anna Llobet, Joan Siewenie.

M44

When Single Crystals Are Not Available - Opportunities for Solving Pharmaceutical Crystal Structures Using Powder X-Ray Diffraction. Hyunsoo Park, Qi Gao.

M45

11-ID-B: a Dedicated Instrument for X-ray Pair Distribution Function Measurements. Karena Chapman, Kevin Beyer, Peter Chupas.

M46

Neutron Single Crystal Diffraction From Experiment Planning to Analysis. Christina Hoffmann, Xiaoping Wang, Matthew Frost,

Janik Zikovky, Dennis Mikkelson, Ruth Mikkelson, Arthur Schultz, Peter Peterson.

M47

Structure of Unsolvated Chloronitrosylbis(Triphenylphosphine)Nickel. Kenneth Haller, Pinsa Boonkon.

M48

Development of a Dedicated Pair-Distribution-Function Beamline at the Advanced Photon Source: Scientific Drivers and Opportunities. Peter Chupas.

M49

The Crystal Structure of the P27 Component of Human Dynactin. Anna Kowalska, Meiyang Zheng, Urszula Derewenda, Zygmunt S. Derewenda.

M50

1-BM: a Versatile Instrument for in situ X-Ray Diffraction Studies. Gregory Halder, John Okasinski.

M51

SSAD\_DB: a Database of Structures Solved by Sulfur SAD Phasing and Related Experimental Parameters. John Rose, Hua Zhang, Manfred Weiss, Bi-Cheng Wang.

M52

Hidden Symmetries in Disordered Matter. Miguel Castro-Colin, Christian Gutt, Peter Wochner, Tina Autenrieth, Thomas Demmer, Vladimir Bugaev, Alejandro Diaz Ortiz, Federico Zontone, Gerhard Gruebel, Helmut Dosch.

M53

Structural Studies of Carbonic Anhydrase Inhibitor Complexes: Towards Developing Isoform Specificity. Shyamasri Biswas, Mayank Aggarwal, Alfonso Maresca, Arthur H. Robins, Claudiu T. Supuran, Robert McKenna.

M54

The Photo-Excited State of the Organometallic Complex  $[Rh_2(\mu\text{-PNP})_2(\text{PNP})_2] \cdot 2BPh_4$  by

Single-Pulse Pump-Probe Laue Diffraction. Elzbieta Trzop, Jason J. Benedict, Jaroslaw Kalinowski, Anna Makal, Jesse Sokolow, Philip Coppens.

M55

Structure of Dimethylsulfoniopropionate-Dependent Demethylase. David Schuller, Chris Reisch, Mary Moran, William Whitman, William Lanzilotta.

M56

Quantum Mechanical DFT Analysis of Copper Dynamic Behavior in Doped Zinc and Cadmium-Histidine Crystals. Michael Colaneri, Kristin Kirschbaum, Jacqueline Vitali.

M57

New Single Crystal Diffraction and SAXS Instrumentation With Bright and Low Maintenance Sources. Sergio Rodrigues, Ronan Mahe, Olivier Pacaud, Peter Hoghoj.

M58

Removing the Mystery From Mystery Density in X-Ray Crystallography With Single-Crystal Spectroscopy. Allen Orville, Deborah Stoner-Ma, PXRR Group.

M59

'Rational' Stochastic Crystallization Screen Design for High-Throughput Protein Crystallography. Jared Liu, Li-Wei Hung.

M60

First-Principles Calculations of Ultrahigh-Field Solid State NMR Lineshapes: Benchmarking Calculations and Experimental Measurements. Gary Enright, Peter Pallister, Igor Moudrakovski, John Ripmeester.

M61

X-Ray and Neutron Crystallographic Structure-Based Mechanism of Archaeal Inorganic Pyrophosphatase From *Thermococcus thioeducins*. Joseph D. Ng, Ronny C. Hughes, Leighton Coates, Matthew P. Blakeley, Stephen J. Tomanicek, Edward J. Meehan, Juan M. Garcia-Ruiz.

## Posters-M

---

- M62  
CheckMyMetal (CMM): Validation of Metal Binding Sites in Protein Structures. Heping Zheng, Mahendra Chordia, David Cooper, Maksymilian Chruszcz, Wladek Minor.
- M63  
Automated Tools for Finding a Crystal Sample and Mapping Its Quality. Ruslan Sanishvili, Mark Hilgart, Sergey Stepanov, Michael Becker, Venugopalan Nagarajan, Sudhirbabu Pothineni, Craig Ogata, Janet Smith, Robert Fischetti.
- M64  
Pseudoracemic Crystallization of a Small Protein Containing Pentafluorophenylalanine in Its Hydrophobic Core. David Mortenson, Kenneth Satyshur, Katrina Forest, Samuel Gellman.
- M65  
Towards the Structure of Haemophilus Influenzae Kdo Kinase. Tinoush Moulaei, Alexander Wlodawer.
- M66  
A Continuously Variable Piezoelectric Beam Collimator. Simon Morton, Jeff Dickert, Paul Adams.
- M67  
Ultrafast Structural Phase Transition of FeRh. Donald Walko, Eric Landahl, Jin Wang.
- M68  
We Present a PDF Analysis of Different Species Intercalated in Nanoporous Materials the First Study is for a Series of Thiol-Functionalized Mesoporous Silicas With Different Mercaptopropyl Content and Hg Loading, Materials That Are Effective Trapping Agents. Mouath Shatnawi, Simon Billinge, Thomas Pinnavia, Jame Dye, Emily McKimmy, Gianluca Paglia.
- M69  
Crystallization and Preliminary X-Ray Analysis of the Transcription Factor Complex of NKX25 and TBX5 With Target DNA. Lagnajeet Pradhan, Sunil Kumar Gopal, Sandhya Ramesh, Hyun-Joo Nam Nam.
- M70  
Selectively Synthesis Trans-Azo Dimer by Photoreaction and Identification of Triplet Azo Intermediate in Solid State. Qian Li, Jeanette Krause, Anna Gudmundsdottir.
- M71  
Cloning, Purification, Crystallization and Preliminary X-ray Analysis of the Catalytic Domain of Human Receptor-like Protein Tyrosine Phosphatase gamma in Three Different Crystal Forms. Kevin Kish, Patricia McDonnell, Valentina Goldfarb, William Metzler, David Langley, James Bryson, Susan Kiefer, Brian Carpenter, Walter Kostich, Steven Sheriff.
- M72  
Recent Developments in the SuperNova Dual Source Micro-focus Diffractometer. Zoltan Gal, Alexandra Griffin, Oliver Presly.
- M73  
Guided Ligand Replacement (GLR). Herbert Klei, Matt Pokross, Shana Posy, Thomas Terwilliger, Paul Adams, Nigel Moriarty.
- M74  
Crystal Structures of PKG ICE<sub>2</sub> (92-227) with cGMP and cAMP Reveal the Molecular Details of Cyclic-nucleotide Binding. Gilbert Huang, Jeong Joo Kim, Darren Casteel, Taek Hun Kwon, Ronnie Ren, Peter Zwart, Jeffrey Headd, Nicholas Brown, Dar-Chone Chow, Choel Kim.
- M75  
Crystal Structure Analysis of Nectin and Nectin Like Molecule Family. Mamoru Suzuki, Hirotaka Narita, Atsushi Nakagawa.



**Tuesday Posters**

T01

Using SAXS and WAXS Methods for Nanomaterial Analysis. Akhilesh Tripathi, Aya Takase.

T02

A Structure Prediction Method for Remote Homologs Using Supersecondary-Structure Building Blocks and Basic NMR Data. Andras Fiser, Vilas Menon, Andras Fiser.

T03

WAXS Studies of the Structural Diversity of Protein Ensembles. Lee Makowski.

T04

Macrosnap: Software for Rapidly Comparing, Clustering and Visualizing 3-D Protein Structures Mined From the PDB. Chris Gilmore, Stuart Mackay, Gordon Barr, Wei Dong, Adrian Lapthorn.

T05

Protein Structure Determination by Exhaustive Search of the RCSB Protein Data Bank Derived Databases. Ian Stokes-Rees, Piotr Sliz.

T06

Crystal Structures of P63 DNA Binding Domain in Complexes With 10- and 22-Basepair Response Elements: Modes of Tetramerization and DNA Superhelix Conformations. Chen Chen, Osnat Herzberg.

T07

Identification of the DNA Repair Active Site of Topoisomerase V by Structural and Functional Studies. Rakhi Rajan, Rajendra Rajendra Prasad, Bhupesh Taneja, Samuel H Wilson, Alfonso Mondragon.

T08

Utilizing a Supramolecular Protecting Group Strategy to Facilitate [2+2] Cycloaddition Reactions in the Organic Solid State. Ryan Groeneman, Elizabeth Elacqua, Poonam Kaushik, Leonard MacGillivray.

T09

X-Chip: An Integrated Platform for High-Throughput Protein Crystallization and Off-The-Chip X-Ray Diffraction Data Collection. Nickolay Chirgadze, Gera Klisselman, Wei Qiu, Vladimir Romanov, Christine Thompson, Robert Lam, Kevin Battaile, Emil Pai.

T10

Structural Studies on Therapeutic Antibodies for Prion Diseases. Michael James, Pravas Baral, Mridula Swayampakula, Barbara Wieland, Rahman Muhammad, M. Polymenidou, Adriano Aguzzi, Nat Kav.

T11

Ancestral Protein Sheds Light on Steroid Receptor Cross-Pharmacology. Eric Ortlund, Jeffrey Kohn.

T12

Structural, Computational, and Biophysical Studies of Monocarbam-Siderophore Conjugate, Mc-1. Seungil Han, Richard Zaniewski, Eric Marr, Brian Lacey, Andrew Tomaras, Artem Evdokimov, J. Richard Miller, Xidong Feng, Kieran Geoghegan, Veerabahu Shanmugasundaram.

T13

Facilities for Macromolecular Crystallography at BESSY II - Berlin. Uwe Mueller, Martin Bommer, Nora Darowski, Ronald Forster, Michael Steffien, Michael Krug, Karthik Paithankar, Sandra Puhringer, Manfred Weiss.

T14

The UvrA UvrB DNA Damage Sensor: Structure and Mechanism. David Jeruzalmi, Danya Pakotiprapha, Martin Samuels, Koning Shen, Johnny Hu.

T15

Using a Conformationally-Dependent Stereochemical Library Improves Crystallographic Refinement of Proteins. Dale Tronrud, Donald Berkholz, P. Andrew Karplus.

## Posters-T

---

T16

Utilization of Single Crystal X-Ray Studies of Process Relevant Pharmaceutical Crystal Forms to Support QbD. Michael Galella, John DiMarco, Raymond Scaringe, Carolyn Pommier, Jack Gougoutas.

T17

Structural Studies of K11-Linked Ubiquitin. Christine Yu, Ken Dong, Marissa Matsumoto, Lillian Phu, Bob Kelley, Don Kirkpatrick, Vishva Dixit, Sarah Hymowitz.

T18

MoleCoolQt - a Molecule Viewer for Charge-Density Research. Christian Huebschle, Birger Ditttrich.

T19

Design of New Cocrystal Forms of Apixaban - Preparation of Isostructural Solid Forms by Replacing Multiple Water Molecules With Single Cofomers. Marta Dabros, V. Rosso, M. Liu, R Schlam, M.F. Malley, R.P. Scaringe.

T20

Relibase+ : Generating Knowledge From Both Public and Proprietary Structural Data. Colin Groom.

T21

Remote Access to Spring-8 Px Beamlines. Go Ueno, Kazuya Hasegawa, Takaaki Hikima, Hironori Murakami, Yukito Furukawa, Takashi Kumasaka, Masaki Yamamoto.

T22

Characterization of the Influence of the Water Miscible Ionic Liquid 1-Butyl-3-Methylimidazolium Chloride With Model Proteins. William Heller, Gary Baker, Hugh O'Neill, Qiu Zhang.

T23

Hydrogen Bonding in the Crystal Structures of Hydantoins and Related Molecules. Carl H. Schwalbe, Aurora J. Cruz-Cabeza.

T24

Crystallization and X-Ray Crystal Structures of Sulfapyridine and Sulfapyridine Cocrystallized With Dioxane, Tetrahydrofuran, and Piperidine. Cheryl Stevens, Jamal Pratt, Janna Hutchinson.

T25

Crystal Structures of Human Interferon Lambda in Complex With its Extracellular Receptor at 21Å Resolution. Zachary Miknis, Eugenia Magracheva, Wei Lei, Alexander Zdanov, Sergei Kotenko, Alexander Wlodawer.

T26

The Protein Data Bank at 40 - No Time for a Mid-Life Crisis. Jasmine Young, Shuchismita Dutta, Zukang Feng, Aleksandras Gutmanas, Miriam Hirshberg, Takanori Matsuura, Steve Madding, Tom Oldfield, Ardan Patwardhan, Martha Quesada. Sanchayita Sen, Jawahar Swaminathan, Eldon Ulrich, Sameer Velankar, Marina Zhuravleva, John Westbrook, Gerard Kleywegt, Haruki Nakamura, Ardan Patwardhan, John Markley, Helen Berman.

T27

Hydroxyl Orientations in Cellobiose and Other Polyhydroxy Compounds - Modeling Vs Experiment. Alfred French, Gabor Csonka.

T28

Macromolecular Data Collection and Processing Using CrysAlispro and the Supernova. Tadeusz Skarzynski.

T29

Detection of Crystal Radiation Damage Through Real Time Data Collection. Zhongmin Jin, John Chrzas, John Rose, B.C. Wang.

T30

Twinning on Cooling: Self-Inflicted Wounds. FrankR. Fronczek.

T31

SAD Phasing Using Iodide Ions in a High-Throughput Structural Genomics Environment. Thomas Edwards, Jan Abendroth, Bart Staker, Peter Myler, Lance Stewart.

- T32  
CCP4 62 - 32 Years in the Making . Ronan Keegan, Charles Ballard, Eugene Krissinel, Martyn Winn.
- T33  
Autoprocess: An Automated Strategy Calculation and Data Processing Pipeline for Macromolecular Crystallography Experiments. Michel Fodje, Kathryn Janzen, Pawel Grochulski, Shaunivan Labiuk, James Gorin.
- T34  
The HB2A High Resolution Powder Diffractometer at the High Flux Isotope Reactor. Clarina de la Cruz.
- T35  
Biophysical Analysis of Conformational Changes in Adeno-Associated Viruses Under Endosomal Ph Conditions. Balasubramanian Venkatakrishnan, Shuo Qian, Barry Byrne, Nicholas Muzyczka, Mavis Agbandje-Mckenna, Robert McKenna.
- T36  
Removing a Persistent, Publication-Preventing Difference Peak From a Single-Crystal Structure Analysis. Larry Falvello, Sonia Martinez-Salvador, Babil Menjon.
- T37  
Home Beam Line: Concurrent Data Collection, Processing, and Structure Solution With Hkl-3000R. Michael Murray.
- T38  
Unfurling of the F2 Ferm Domain of Merlin Tumor Suppressor. Sollepura Yogesha, Andrew Sharff, Marco Giovannini, Gerard Bricogne, Tina Izzard.
- T39  
Binding of alpha-Thrombin to Platelet Glycoprotein Ib alpha Sulfotyrosines Through a Two-Site Mechanism Involving Exosite I and Exosite II. Kottayil Varughese, Alessandro Zarpellon, Reha Celikel, James Roberts, Richard McClintock, Loredana Mendolicchio, Kevin Moore, Zaverio Ruggeri.
- T40  
A Laboratory Information Management System for Macromolecular Crystallography Experiments at the Canadian Light Source. Kathryn Janzen, Michel Fodje, Pawel Grochulski, Shaunivan Labiuk, James Gorin.
- T41  
What's in a Drop? Correlating Observations and Outcomes to Guide Macromolecular Crystallization Experiments. Edward H. Snell, Jennifer R. Wolfley, Joseph R. Luft.
- T42  
High-Throughput BioSAXS: Disposable Tip Pipetting and Quick-Change Capillary Flow Cells. Richard Gillilan, Magda Moller, Soren Nielsen.
- T43  
Crystal Structure of Yeast Jac1 Co-Chaperone. Jerzy Osipiuk, Lance Bigelow, Rory Mulligan, Brian Feldmann, Szymon Ciesielski, Jaroslaw Marszalek, Elizabeth A. Craig, Andrzej Joachimiak.
- T44  
Sg-Lims: Coping With the Complexities of Htp Cloning, Protein Purification, and Protein Crystallization. Gyorgy Babnigg, Hao An, Patrick Eschenfeldt, Andrzej Joachimiak.
- T45  
Crystal Structures of a Therapeutic Single Chain Antibody in Complex With Two Drugs of Abuse and Their Psychologically-Active Metabolites. Reha Celikel, Eric Peterson, Michael Owens, Kottayil Varughese.
- T46  
Improvements to On-Axis Visualization (OAV) at GM/CA CAT Beamlines at the APS. Nagarajan Venugopalan, Shenglan Xu, Steve Corcoran, Sudhir Pothineni, Oleg Makarov, Sergey Stepanov, Janet Smith, Robert Fischetti.

## Posters-T

---

- T47  
Chemical Crystallography for Undergraduate Research: Unexpected and Fruitful Results. Gary Nichol, Stephanie Hurst, Edward Rajaseelan.
- T48  
The Joint Center for Structural Genomics: Tools and Resources for the Community. Marc-Andre Elsliger, Ashley M. Deacon, Adam Godzik, Scott A. Lesley, John Wooley, Kurt Wuthrich, Ian A. Wilson.
- T49  
A Salvage Protein Purification Approach in Mcsg High-Throughput Pipeline. Ruiying Wu, Hui Li, Gyorgy Babnigg, Youngchang Kim, Andrzej Joachimiak.
- T50  
C-Hal...Hal Nonbonded Intermolecular Interactions in Molecular Crystals. Raymond Davis.
- T51  
The Structure of a Hexahistidine-Tagged Form of Augmenter of Liver Regeneration Reveals a Novel [Cd<sub>2</sub>Cl<sub>4</sub>O<sub>6</sub>] Cluster That Aids in Crystal Packing. M. Gary Newton, Quentin Florence, Chia-Kuei Wu, Jeffrey Habel, James Swindell II, Bi-Cheng Wang, John Rose.
- T52  
Understanding Time, Length, and Energy Scales in Radiation Damage to Protein Crystals. Matthew Warkentin, Jesse Hopkins, Ryan Badaeu, Robert Thorne.
- T53  
Cooling Rate- and Temperature-Dependence of a Highly Mobile "Flap" Covering the Active Site of Urease. Robert Thorne, Matthew Warkentin, Andrew Karplus.
- T55  
SONICC Miniaturization for Direct Implementation Onto Synchrotron Beamlines for Protein Crystal Detection and Automated Centering. Jeremy Madden, David Kissick, Garth Simpson.
- T56  
Sample Environments at ORNL Neutron Facilities. Lisa DeBeer-Schmitt, John Christenson, Rebecca Mills, Saad Elorfi, Enrique Robles, Brian Plante, Randy McPhearson, Lou Santodonato.
- T57  
Online Size-Exclusion Chromatography for Solution X-Ray Scattering Studies on Challenging Protein Systems. Lester Carter, Hiro Tsuruta.
- T58  
A Novel Approach to Automatic Scoring of Protein Drop Images Using UV Fluorescence. Max Petersen, Mandel Mickley, Chris Boorman, Giles Mullen.
- T59  
Indexing and Integration of Small Molecule Laue Diffraction Data. Jaroslaw Kalinowski, Anna Makal.
- T60  
Functional Classification and Structural Characterization of Immune Regulatory Proteins. Rotem Rubinstein, Udipi Ramagopal, Andras Fiser, Steven Almo.
- T61  
BIOSAXS-1000 - a New Tool for Gaining Structural Insight When Crystallographic Methods Aren't Enough. Angela Criswell.
- T62  
Three-Dimensional Models for All Binary and Ternary Protein Complexes of the Cyanobacterial Kaiabc Circadian Oscillator and the Clock Output Kinase Sasa. Rekha Patanayek, Dewight Williams, Tetsuya Mori, Gian Rossi, Steven Weigand, Carl Johnson, Phoebe Stewart, Martin Egli.
- T63  
A High-Performance Small Angle X-Ray Scat-

tering Instrument - Rigaku Nanomax tm. Lixin Fan, Mike Degen, Licai Jiang, Scott Bendle, Paul Pennartz, Nick Grupido.

T64

An Instrument for Fluorescence-Based Imaging and Scoring of Protein Crystallization Plates. Marc Pusey, Madhav Sigdel, Ramazan Ageu.

T65

Structural Characterization of the Role of Nep1, a Psuedouridine N1-Specific Methyltransferase, in Ribosome Biogenesis. Nicole LaRonde-LeBlanc, Seth Thomas, Christopher Keller, Agnieszka Syzk, Joseph Cannon.

T66

Applications of Pairwise Comparison and Classification of the Ligand Binding Sites in Protein Three-Dimensional Structures. Stephane Richard, Moriaud Fabrice, Olivia Doppelt-Azeroual, Stephane Richard, Francois Delfaud.

T67

What We Know and Do Not Know From Several Structures of the Tautomerase Superfamily. Marvin Hackert, Guo Youzhong, Jeffrey Almrud, William Johnson Jr., Christian Whitman.

T68

XLF Regulates Filament Architecture of the XRCC4-Ligase IV Complex. Michal Hammel, Yaping Yu, Shujuan Fang, Susan Lees-Miller, John Tainer.

T69

Remote Access at LS-CAT. David Smith, Keith Brister, Max Brister.

T70

Deployment of a Robotic Protein Crystal Harvester in a High Throughput Crystallography Environment. Bernhard Rupp, Bob Viola, Jace Walsh, Alex Melka, Wesley Womack, Sean Murphy, Alan Riboldi-Tunncliffe, Marc A. Elsliger, Marc C. Deller, Ian A. Wilson.

T71

Structure of the Catalytic Chain of *M. jannaschii* Aspartate Transcarbamoylase in a Hexagonal Crystal Form. Jacqueline Vitali, Aditya Singh, Nermina Covic, Alexei Soares, Michael Colaneri.

T72

Crystal Structure of ER-resident Protein Disulfide Reductase ERdj5. Mamoru Suzuki, Masatoshi Hagiwara, Kenichi Maegawa, Jun Hoseki, Kazuhiro Nagata, Kenji Inaba.

T73

Crystal Structure of ER-resident Protein Disulfide Reductase ERdj5. Mamoru Suzuki, Masatoshi Hagiwara, Kenichi Maegawa, Jun Hoseki, Kazuhiro Nagata, Kenji Inaba.

T74

NE-CAT Crystallography Beamlines for Challenging Structural Biology Research. Kana-galaghatta Rajashankar, Steven Ealick, Malcolm Capel, Surajit Banerjee, Frank Murphy, Igor Kouriniv, David Neau, Kay Perry, Jonathan Schuermann, Narayanasami Sukumar.

# Presenting Author Index

Abboud, Khalila.....	06.02.5	Carter, Lester.....	T57
Adachi, Shin-ichi.....	07.01.3	Castro-Colin, Miguel.....	M52
Afonine, Pavel.....	08.19.4	Cedervall, Peder.....	S29
Aggarwal, Mayank.....	S14	Celestian, Aaron.....	08.07.3
Albinati, Alberto.....	05.01.4	Celikel, Reha.....	T45
Allan, Phoebe.....	08.08.1	Chakoumakos, Bryan C.....	08.07.13
Allen, Karen.....	08.02.1	Chang, Changsoo.....	M40
Almer, Jonathan.....	08.11.1	Chao, Kinlin.....	SP01.7
Anderson, Tim.....	08.07.1	Chapman, Karena.....	08.07.8
Anfinrud, Philip.....	04.03.3	Chapman, Karena.....	M45
Babnigg, Gyorgy.....	T44	Chatkon, Aungkana.....	S45
Bacik, John-Paul.....	01.03.6	Chaudet, Marcia.....	M08
Badger, John.....	03.01.1	Chen, Julian.....	08.21.2
Banerjee, Debasis.....	S68	Chen, Lin.....	TR.01.1
Banerjee, Surajit.....	S37	Chen, Chen.....	T06
Bao, Rui.....	S78	Chi, Songxue.....	08.14.9
Barin, Gokhan.....	08.18.5	Chirgadze, Nickolay.....	T09
Barker, Megan.....	M42	Chrzas, John.....	S71
Beavers, Christine.....	TR.01/05.01.6	Chu, Chia-Hung.....	04.01.4
Beekman, Matt.....	08.03.4	Chupas, Peter.....	M48
Benning, Matthew.....	08.15.4	Cline, Jim.....	08.13.5
Benning, Matthew.....	S72	Clore, Marius.....	08.17.2
Berghuis, Albert.....	08.09.2	Cody, Vivian.....	S15
Berman, Helen.....	01.01.1	Cohen, Aina.....	07.02.2
Bernstein, Herbert J.....	02.01.5	Colaneri, Michael.....	M56
Beyer, Kevin.....	S70	Collet, Eric.....	TR.01.2
Bhat, Talapady.....	03.01.3	Cooper, David.....	03.01.7
Bianchi, Ana.....	S56	Cooper, Richard.....	08.04.3
Bieringer, Mario.....	08.01.2	Coppens, Philip.....	SP.02.1
Billinge, Simon.....	08.13.6	Cormier, Catherine.....	01.02.6
Bilokapic, Silvija.....	08.12.6	Cowin, Stephanie.....	06.01.3
Biswas, Shyamasri.....	M53	Criswell, Angela.....	T61
Bond, Marcus.....	TR.01/05.0111	Cruz-Cabeza, Aurora J.....	05.02.16
Borkiewicz, Olaf.....	08.08.5	Custelcean, Radu.....	05.02.10
Bossev, Dobrin.....	04.02.2	Czarina Juan, Ella.....	M03
Boulanger, Martin.....	08.09.4	Dabros, Marta.....	T19
Bourenkov, Gleb.....	S48	Daly, Carla.....	08.18.3
Bowles, Faye.....	S54	Davies, PeterL.....	05.01.10
Bowman, Brian.....	01.03.5	Davies, Christopher.....	M25
Bozin, Emil.....	08.08.4	Davis, Raymond.....	T50
Bridges, Craig.....	08.07.9	Dawe, Louise N.....	06.02.6
Britten, Jim.....	08.13.2	Day, Graeme.....	05.02.1
Bryant, Stephen.....	01.01.2	de Sanctis, Daniele.....	07.02.5
Bugaris, Daniel.....	08.03.6	De Vincentis, Natalia.....	08.11.6
Cammarata, Marco.....	07.01.5	DeBeer-Schmitt, Lisa.....	08.14.3
Campana, Charles.....	02.02.1	DeBeer-Schmitt, Lisa.....	T56
Cantos, Paula.....	05.02.12	dela Cruz, Clarina.....	T34
Capel, Malcolm.....	07.02.4	Devarajegowda, H.C.....	S03
Carroll, Patrick.....	05.01.3	Didierjean, Claude.....	M21

# Presenting Author Index

Diederichs, Kay.....	08.15.1	Giordano, Rita.....	08.06.5
Diskin, Ron.....	SP.01.8	Glass, Karen.....	S06
Dittrich, Birger.....	TR.01/05.01.1	Goblirsch, Brandon.....	M09
dos Santos, Antonio.....	08.01.3	Godzik, Adam.....	01.01.4
Duax, William.....	02.02.6	Goldberg, Ilana.....	05.02.7
Dyda, Fred.....	01.03.1	Graf, Juergen.....	02.02.2
Eccles, Kevin.....	S25	Grant, Thomas.....	04.03.5
Edwards, Thomas.....	T31	Green, Mark.....	08.14.2
Elsiger, Marc-Andre.....	T48	Greve, Benjamin.....	08.08.2
Enright, Gary.....	M60	Grishaev, Alexander.....	08.17.4
Everett, Michelle.....	S66	Groeneman, Ryan.....	T08
Fairman, James.....	SP.01.4	Groom, Colin.....	T20
Falvello, Larry.....	06.02.7	Gutka, Hiten.....	M26
Falvello, Larry.....	T36	Guzei, Ilia.....	05.01.6
Fan, Lixin.....	T63	Guzei, Ilia.....	08.04.8
Fedorchuk, Nikolay.....	08.16.11	Hackert, Marvin.....	T67
Feklistov, Andrey.....	S12	Hailu, Shimelis.....	M10
Fenn, Timothy.....	08.21.8	Halder, Gregory.....	08.01.9
Fernandez-Martinez, Alejandro.....	08.16.3	Halder, Gregory.....	M50
Ferrer, Jean-Luc.....	S39	Haller, Kenneth.....	M47
Fiser, Andras.....	T02	Hammel, Michal.....	04.03.2
Fisher, Zoe.....	01.03.8	Hammel, Michal.....	T68
Fisher, Zoe.....	S09	Han, Seungil.....	T12
Flippen-Anderson, Judith.....	08.04.5	Harris, Kenneth D.M.....	05.02.3
Foadi, James.....	M05	Hatcher, Lauren.....	TR.01/05.01.4
Fodje, Michel.....	T33	Hawthorne, Frank.....	08.16.5
Fonari, Alexandr.....	S08	Heller, William.....	T22
Fourme, Roger.....	08.21.6	Hicks, Katherine.....	01.03.2
Fox, Brian.....	01.02.3	Hintze, Bradley.....	02.02.3
Foxman, Bruce.....	08.01.6	Hirata, Kunio.....	M23
Foxman, Bruce.....	08.10.8	Hodges, Jason.....	08.07.14
Franco, Diego.....	S05	Hoffmann, Christina.....	M46
Frank, Filipp.....	S19	Hollingsworth, Javoris.....	04.02.6
Fredrickson, Daniel.....	08.03.8	Holman, K. Travis.....	S10
French, Alfred.....	T27	Holyoak, Todd.....	01.03.4
Frisch, Mark.....	M22	Hoyland, Michael.....	08.04.1
Fromme, Petra.....	08.21.1	Hsiao, Chwan-Deng.....	S24
Fronczek, FrankR.....	T30	Huang, Gilbert.....	M74
Fuertes, Sara.....	S30	Huang, Christine.....	08.12.3
Fulfer, Bradford.....	08.03.12	Huang, Siyu.....	M14
Furey, William.....	08.10.5	Hudson, Matthew.....	S51
Gabanyi, Margaret.....	01.02.5	Huebschle, Christian.....	T18
Gal, Zoltan.....	M72	Hunter, Mark.....	01.04.6
Galella, Michael.....	T16	Hura, Greg.....	04.03.6
Garcia-Garibay, Miguel.....	08.18.4	Ihee, Hyotcherl.....	07.01.1
Gassensmith, Jeremiah.....	08.18.1	In-Noi, Orrasa.....	S65
Gillilan, Richard.....	T42	James, Michael.....	T10
Gilmore, Chris.....	T04	Janzen, Kathryn.....	T40
Ginell, Stephan.....	S75	Jasinski, Jerry.....	08.04.2

# Presenting Author Index

Jenkins, Joby .....	01.04.4	Leduc, Evelyne.....	08.16.12
Jenkins, Joby .....	S23	Lee, Byeongdu.....	04.02.5
Jeruzalmi, David .....	T14	Li, Qian.....	M70
Jiang, Yuanyuan.....	S35	Lichtenberg, Henning.....	04.02.1
Jin, Zhongmin.....	T29	Lietzan, Adam.....	S41
Johnson, Carroll.....	02.01.6	Littrell, Kenneth.....	08.16.10
Johnson, John .....	01.01.3	Liu, Qun.....	08.06.3
Johnston, Dean.....	08.10.2	Liu, Jared .....	M59
Jones, Kyra.....	M07	Lountos, George.....	SP01.9
Jordan-Sweet, Jean.....	08.11.5	Love, James.....	01.04.1
Juergen, Kraeusslich.....	M02	Lovelace, Leslie.....	M28
Juhas, Pavol.....	08.13.3	Lufaso, Michael .....	08.03.9
Jun, Young-Shin.....	04.01.7	Lynn, Jeffrey.....	08.14.1
Kaduk, James .....	08.11.4	Macaluso, Robin .....	08.03.1
Kalinowski, Jaroslaw .....	T59	Macchi, Piero .....	TR.01.8
Kaminski, Radoslaw .....	TR.01.14	MacDonald, John.....	02.01.2
Kane, Christopher .....	05.02.6	MacGillivray, Leonard.....	S28
Kantardjieff, Katherine.....	06.01.1	Madden, Jeremy.....	T55
Katharine, Page .....	M43	Magay, Elena .....	S01
Keegan, Ronan .....	T32	Makal, Anna.....	S64
Khalifah, Peter.....	08.03.13	Makowski, Lee .....	08.21.3
Khan, Imran.....	S57	Makowski, Lee .....	T03
Kiburu, Irene.....	S13	Malkowski, Michael.....	01.02.1
Kim, Seung Joong.....	08.17.6	Matsui, Tsutomu .....	08.17.7
Kinnibrugh, Tiffany.....	08.03.11	Meepripruk, Montha.....	S47
Kirian, Richard.....	04.03.4	Meilleur, Flora.....	S73
Kirkham, Melanie .....	08.07.2	Menard, Melissa.....	S20
Kish, Kevin.....	M71	Mercer, Jason I. ....	02.01.3
Kissick, David.....	M30	Messerschmidt, Marc.....	TR.01.6
Klei, Herbert.....	M73	Meyer, Mathias.....	02.02.4
Klema, Valerie.....	S58	Michels-Clark, Tara.....	08.08.7
Knight, Jason.....	S77	Miknis, Zachary.....	T25
Koga, Tad.....	04.01.2	Minor, Wladek.....	08.15.5
Kohnhorst, Saifon .....	S44	Mitschler, Andre.....	07.02.6
Koparde, Vishal.....	S17	Moffat, Keith.....	SP03.1
Koritsanszky, Tibor.....	TR.01.11	Moitzi, Christian .....	04.02.3
Koropatkin, Nicole .....	M19	Montemayor, Eric.....	01.03.7
Kovalevsky, Andrey.....	05.01.9	Morelock, Cody R. ....	S34
Kovalevsky, Andrey.....	08.21.5	Mortenson, David.....	M64
Kowalska, Anna.....	M49	Morton, Simon.....	M66
Krebs Larsen, Finn.....	TR.01.9	Moulaei, Tinoush.....	M65
Krumm, Brian .....	M29	Mozharivskyj, Yurij.....	SP01.1
Kumar Giri, Pankaj .....	M18	Mueller, Peter .....	05.01.2
Kumar Thallapally, Praveen.....	05.02.9	Mueller, Peter .....	08.10.4
Labiuk, Shaunivan .....	S60	Mueller, Uwe.....	T13
Lapidus, Saul .....	05.01.8	Munshi, Parthapratim.....	TR.01/05.01.5
LaRonde-LeBlanc, Nicole .....	T65	Murphy, Michael.....	08.02.4
Le Magueres, Pierre.....	S74	Murray, Michael .....	T37
Lecomte, Claude.....	TR.01.7	Murshudov, Garib.....	08.19.3



# Presenting Author Index

Musille, Paul.....	SP.01.6	Raithby, Paul.....	08.01.5
Mwania, Tom.....	S16	Rajan, Rakhi.....	T07
Nash, Rebekah.....	08.09.6	Rajashankar, Kanagalaghatta .....	T74
Nath Dubey, Badri.....	SP.01.3	Rajbanshi, Arbin .....	S18
Newton, M. Gary.....	T51	Rambo, Robert .....	08.17.5
Ng, Joseph D .....	M61	Rassouli-Taylor, Leida.....	06.01.4
Nichol, Gary .....	T47	Rath, Nigam.....	08.10.7
Noinaj, Nicholas.....	08.09.5	Rawn, Claudia .....	S69
Noll, Bruce C.....	08.04.4	Redinbo, Matthew.....	08.09.1
Ogata, Craig.....	07.02.7	Reinheimer, Eric .....	S53
Ojala, William.....	S42	Reisinger, Sandra.....	08.14.7
Olechno, Joe.....	02.02.8	Ren, Zhong.....	07.01.2
Oliveira, Mark.....	05.02.15	Renouf, Catherine .....	08.01
Oliver, Allen.....	06.02.2	Rheingold, Arnold .....	08.04.7
Oliver, Allen.....	S22	Rhodes, Kevin .....	08.07.10
Olmstead, Marilyn .....	TR.01/05.01.10	Richard, Stephane .....	T66
Orgel, Joseph .....	M34	Roberts, Sue.....	M37
Ortlund, Eric.....	T11	Robinson, Howard.....	01.01.5
Orville, Allen.....	M58	Rodrigues, Sergio.....	M57
Osipiuk, Jerzy.....	T43	Rogers, Robin.....	08.04.6
Otwinowski, Zbyszek.....	08.06.1	Rose, David.....	M06
Page, Katharine.....	08.08.8	Rose, John.....	M51
Parise, John .....	08.01.7	Roudebush, John.....	08.07.4
Park, Hyunsoo.....	M44	Rowland, Clare.....	08.16.6
Parker, Mary .....	06.01.2	Rowsell, Jesse.....	TR.01/05.01.9
Pattanayek, Rekha .....	T62	Royer, William.....	07.01.2
Pavlovsky, Alexander.....	M38	Ruane, Karen .....	SP.01.2
Perez-Mato, Manuel.....	08.14.4	Rubinstein, Rotem.....	T60
Petersen, Max.....	T58	Ruf, Michael.....	02.02.5
Peterson, Ron .....	08.16.1	Rupp, Bernhard.....	T70
Petkov, Valeri .....	08.07.12	Saisa-ard, Oratai .....	S50
Petkov, Valeri .....	M01	Saldin, Dilano .....	TR.01/05.01.3
Petkun, Svetlana.....	M36	Sander, John R.G.....	05.02.13
Pflugrath, James.....	08.15.3	Sandhu, Bhupinder.....	S61
Phillips, George .....	01.02.2	Sanishvili, Ruslan .....	M63
Pillet, Sebastien.....	TR.01.4	Sarangi, Ritimukta.....	08.02.3
Pinkerton, Alan.....	TR.01/05.01.2	Sarjeant, Amy.....	06.02.3
Podjarny, Alberto .....	08.21.4	Sato, Yukari.....	S43
Polizzi, Samuel J .....	M39	Schley, Nathan.....	05.01.1
Pornillos, Owen .....	08.12.5	Schmidt, Marius.....	07.01.4
Powell, Harry .....	08.15.2	Schneider, Dieter.....	S63
Pradhan, Lagnajeet.....	M69	Schuermann, Jonathan.....	S76
Priyadarshi, Amit .....	S36	Schuller, David.....	M55
Proepper, Kevin.....	M24	Schulman, Brenda .....	08.12.7
Pullara, Filippo .....	S79	Schulze-Briese, Clemens .....	07.02.3
Pusey, Marc .....	T64	Schwalbe, CarlH.....	T23
Pyburn, Tasia.....	08.09.3	Seeman, Ned.....	SP.05.1
Queen, Wendy L. ....	08.07.5	Sennett, Nicholas.....	M41
Rae, A.David.....	02.01.7	Sevryugina, Yulia.....	05.01.5

# Presenting Author Index

Shatnawi, Mouath .....	M68	Udovic, Boris.....	S27
Shaw Stewart, Patrick D.....	02.02.9	Ueno, Go.....	T21
Sheldrick, George.....	08.19.2	Urban, Volker.....	04.02.4
Sheng, Jia.....	03.01.5	Urban, Volker.....	S67
Sheriff, Steven.....	03.01.4	Vajdos, Felix.....	03.01.2
Shimizu, George.....	05.02.8	Vaknin, David.....	04.01.5
Shimizu, Linda.....	05.02.2	Varughese, Kottayil.....	T39
Shyam, Badri.....	S59	Venkatakrishnan, B.....	T35
Sikowitz, Megan.....	M15	Venugopalan, Nagarajan.....	T46
Simpson, Garth.....	02.02.7	Vinduvahini, M.....	S04
Sirinupong, Nualpun.....	S38	Vitali, Jacqueline.....	T71
Skarzynski, Tadeusz.....	T28	Vogelsberg, Cortnie.....	08.18.2
Sledz, Pawel.....	SP.01.5	Vonrhein, Clemens.....	08.19.1
Smirnova, Olga.....	02.01.4	Wagner, Armin.....	08.21.7
Smith, David.....	T69	Walkiewicz, Katarzyna.....	M20
Snell, Edward H.....	08.10.6	Walko, Donald.....	M67
Snell, Edward H.....	T41	Waltersperger, Sandro.....	T72
Soares, Alexei.....	08.06.6	Wan, Qun.....	S21
Sokolova, Elena.....	08.16.4	Wang, Cheng.....	04.01.1
Specht, Eliot.....	08.07.7	Wang, Xiaoping.....	08.07.6
Spence, John.....	TR.01.5	Wang, Xun-L.....	08.11.7
Stagno, Jason R.....	08.12.4	Wang, Yu.....	TR.01.3
Stevens, Edwin.....	TR.01.12	Wang, Hsiu-Wen.....	M13
Stevens, Cheryl.....	T24	Wang, Shuishu.....	M32
Stevenson, Hilary.....	01.04.5	Wang, Sue-Lein.....	S49
Stojakovic, Jelena.....	05.02.5	Wang, Weina.....	M31
Stokes-Rees, Ian.....	T05	Warkentin, Matthew.....	T52
Street, Timothy.....	08.17.8	Watkin, David.....	08.10.1
Stroud, Robert.....	01.02.4	Watkin, David.....	SP.04.1
Su, Dan.....	M04	Waugh, David.....	S11
Suchomel, Matthew.....	08.01.4	Weber, Thomas.....	08.08.6
Sukumar, Narayanasami.....	08.02.6	Weis, Bill.....	08.06.4
Suzuki, Mamoru.....	M75	West, Dayne.....	01.03.3
Suzuki, Mamoru.....	T73	Wheeler, Kraig.....	05.02.4
Swaminathan, K.....	08.12.2	White, Jonathan.....	08.14.8
Swift, Jennifer.....	02.01.1	White, Claire.....	S55
Szebenyi, Doletha.....	M17	Wiener, Michael.....	01.04.2
Tainer, John.....	08.17.1	Wilkinson, Angus.....	08.11.2
Tan, Song.....	08.12.1	Williams, Christopher.....	M33
Tanski, Joseph.....	08.10.3	Wills, Andrew.....	08.14.5
Thakkar, Shradha.....	M35	Wilson, Ian.....	05.01.7
Thorne, Robert.....	T53	Winans, Randall.....	04.01.3
Toby, Brian.....	08.13.1	Winter, Graeme.....	08.06.2
Torelli, Andrew.....	08.02.2	Womack, Thomas.....	01.01.6
Trammell, Angelica.....	06.01	Wong, Joyce.....	M27
Tripathi, Akhilesh.....	T01	Wood, Zachary.....	TR.01/05.01.7
Tronrud, Dale.....	T15	Woodall, Christopher.....	S31
Trzop, Elzbieta.....	M54	Wozniak, Krzysztof.....	TR.01.10
Tulk, Chris.....	08.16.2	Wu, Ruiying.....	T49

## **Presenting Author Index**

Xu, Jian .....	01.04.3
Yakovenko, AndreyA.....	08.13.4
Yang, Lin .....	04.01.6
Yang, Sichun .....	04.03.1
Yasunaga, Mai.....	M16
Ye, Feng.....	08.14.6
Yogesha, Sollepura.....	T38
Yorke, Briony.....	M12
Young, Jasmine .....	T26
Yousufuddin, Muhammed .....	06.02.4
Yu, Christine .....	T17
Yukl, Erik.....	08.02.5
Zavalij, Peter.....	TR.01/05.01.8
Zazueta, Joel.....	S26
Zhang, Geoff G. Z.....	05.02.14
Zhao, Haiyan .....	08.08.3
Zhao, Qiang (James).....	M11
Zheng, Heping .....	M62
Zhong, Zhong.....	08.11.3
Zhu, Jin-Yi.....	S62
Zimmerman, Matthew.....	01.01.7
Zuo, Xiaobing.....	08.17.3
zur Loye, Hans-Conard .....	08.07.11



**Sheraton New Orleans Hotel**

500 Canal Street

New Orleans, LA 70130

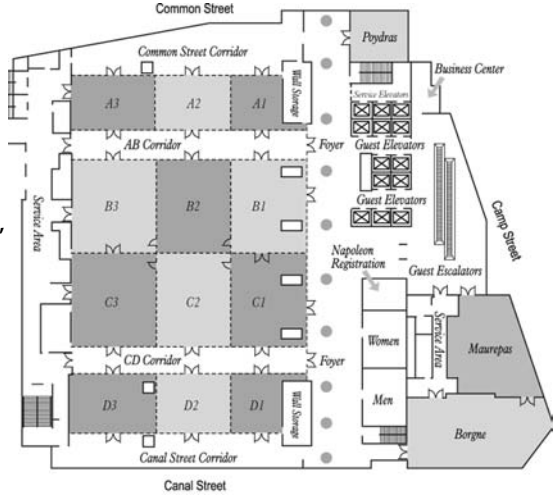
Phone: (504) 525-2500

Fax: (504) 595-5552

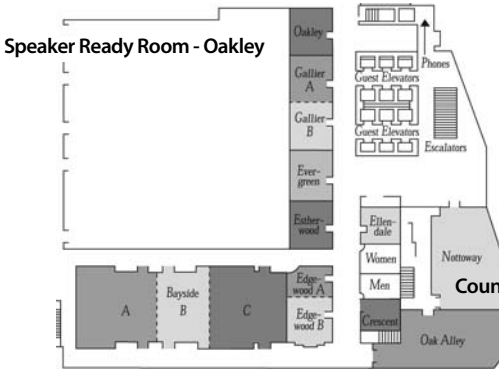
www.sheratonneworleans.com

**3rd Floor**

ACA Registration Desk, session rooms, exhibit & poster hall



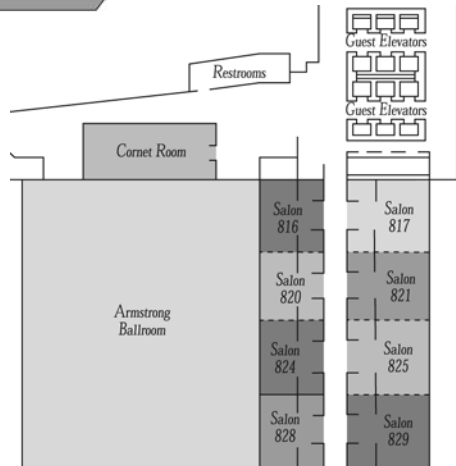
**4th Floor**



Council Meeting Room - Nottoway

**8th Floor**

Banquet - Armstrong Ballroom



# 2011 ACA EXHIBIT SHOW NAPOLEON BALLROOM, SHERATON NEW ORLEANS

## Exhibitors

Company	Booth
Agilent	107
Anton Paar	510
Area Detector Systems Corporation	509,511
Art Robbins Instruments	400, 402
Blake Industries, Inc.	308
Bruker/AXS	201
CCP4	514
Cambridge Crystallographic Data Center	512
Cornell University, MacCHESS	212
Cryo Industries of America Inc.	505
Decris Ltd.	200, 202
Douglas Instruments Ltd.	409
Emerald BioSystems	414
Formulatrix	312, 314
Incoatec GmbH	209
International Union of Crystallography	213
Labbyte	513
Lawrence Berkeley Lab/Advanced Light Source	215
Medit	211
Micro Photonics Inc	413
Microlytic	313
Mitegen, LLC	411
Molecular Dimensions Inc	501, 503
NatX-ray LLC	315
Oak Ridge & Los Alamos National Laboratories	214
Oxford Cryosystems Inc.	412
Rayonix	307
RCSB Protein Data Bank & SBKB	507
Rigaku Americas	401
SER-CAT	515
STOE & Cie GmbH	415
TA Instruments	508
TTP Lab Tech Ltd.	301, 303
XENOCOS SA	310

